

<WA1/>
<AW1/>
2021

Applicazioni Web I

Web Applications I

Introduction to the course

Fulvio Corno, Luigi De Russis, Enrico Masala

Luca Mannella, Alberto Monge Roffarello, Juan Pablo Saenz, Antonio Servetti

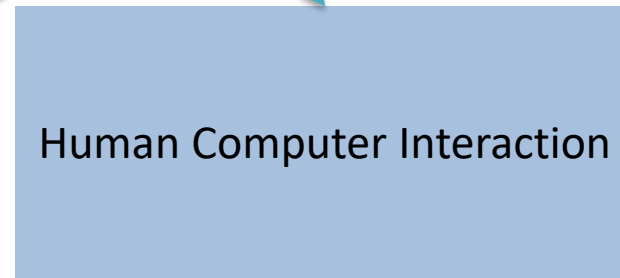


Goal

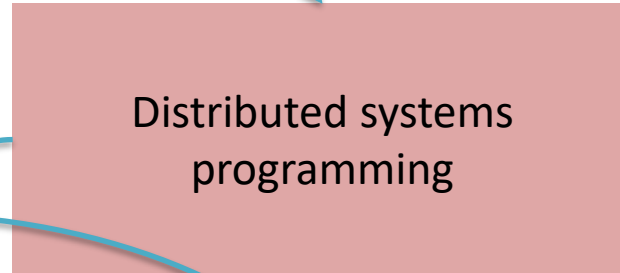
- Understanding web architectures
- Understanding and mastering web application design and development
- Gaining in-depth knowledge of the JavaScript language and ecosystem
- Becoming familiar with one of the most popular JavaScript frameworks (React)
- ...with special focus on the front-end

The Bigger Picture

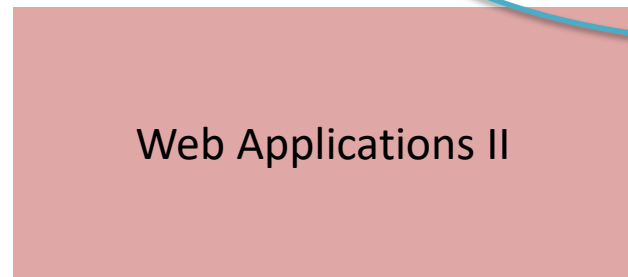
- Web architecture
- JavaScript
- Browsers
- **Front-End** programming
- **Back-end** programming
- Scalability
- Large-scale



- Usability
- Interface design
- Human centered processes



- Distributed Architectures
- Protocols
- Foundations



- Mobile Front-End
- Mobile device programming



You are here

What We Will Learn

JavaScript as a language

- ECMAScript ES6
- Language constructs
- In-depth semantics
- Functional, Asynchronous, Modular, ...



JS

The browser ecosystem

- HTML, CSS, page structure
- DOM
- JavaScript in the browser
- Events, Properties, Handlers, APIs



Single Page Applications

- Server-side (bare minimum) with node
- API development
- Backend storage
- Sessions and Authentication



React framework

- Components, Properties, State
- JSX
- Hooks
- Router



Weeks and Calendar... At a Glance!

1. Intro to JS: basics, objects, functions
2. Intro to JS: async programming, callbacks, DB interaction + Intro to Web
3. HTML, CSS, Bootstrap
4. JS: classes, modules, this + JS in the browser
5. Intro to React
6. React: props and state
7. React: context, life cycle, forms
8. React router
9. Server-side with Express
10. Fetch and client-server interaction (in React)
11. Authentication

Course Organization

- Classes
 - 3 h/week
 - Lectures + Exercises (*mixed*)
- Laboratories (Online + LABINF)
 - 1.5 h/week
 - 3 Lab groups (A-K/L-Z + Online)
 - 3 Labs + 2 BigLabs, starting 3rd week
- **Exception:** first 2 weeks:
 - Class instead of Lab

	MO	TU	WE	TH	FR
08:30				Online	
10:00				Online	
11:30					
13:00	Online A-K				
14:30	LABINF				
16:00	Online L-Z				
17:30					

Classes

- On-line
- Using Zoom
 - Link valid for all the lectures
 - <https://polito-it.zoom.us/j/91605611268?pwd=WjlxNGJ4T2Vla3oyWkc0VUMxTnZBUT09>
- During the lectures, comments and questions will be handled in a dedicated Slack channel
 - #live-lecture

Laboratories

- Starting 15/03/2021
- Text online, some days in advance
- Exercises to be done during Lab hours
- Solution will be posted on GitHub
 - around 1 week after the end of each lab

Laboratories

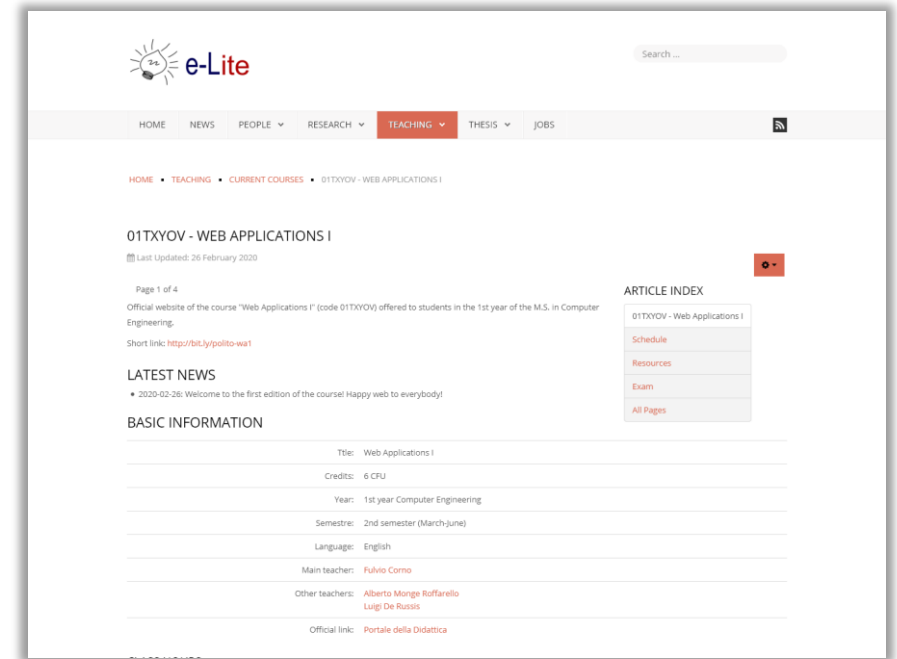
- In (fixed) group
 - 3-4 people
 - you decide the team
 - fill this out with your group composition: <https://forms.gle/8nJ2G4zTgdnJCMot8> before March 14
- 3 Labs, each 1.5 hours long
- 2 BigLabs, each 6 hours long (4 weeks)
 - if submitted, each BigLab gives up to +1 point to the exam
 - evaluated as a group
 - detailed instructions will follow

Online Labs

- Connection over Zoom
- Each group will enter a Zoom room
 - May work together
- Teachers will enter the rooms
 - When students request help
 - For a quick check

Learning Material

- Course website – <http://bit.ly/polito-wa1>
 - Slides (in English)
 - Full schedule
 - Links and supplementary material
- Video lectures (screencasts)
 - YouTube - https://youtube.com/playlist?list=PLqRTLlwsxDL9vSKdXgAm-_LMHI-AoK7ET
 - Portale della Didattica
- GitHub - <https://github.com/polito-WA1-AW1-2021>
 - Examples, exercises, labs, exams, ...



Slack



- We will use Slack for all communications
 - among students, with teachers, etc.
 - new to Slack? -> <https://slack.com/resources/using-slack/how-to-use-slack>
- Join with your @studenti.polito.it email at <https://join.slack.com/t/wa1-2021/signup>
- During the lectures, comments and questions will be handled in the **#live-lecture** channel
 - not in the Zoom chat
- Announcements and official information in **#general**
- Feel free to contact the teachers for feedback and questions in **#discussion**

About the Exam

1. Project development

- Individual
- up to 24 points (minimum: 12)
- 20 days of time

2. Oral discussion (on the project)

- individual and mandatory
- up to 6 points

3. BigLabs evaluation

- *optional* (i.e., if submitted as a group)
- up to 2 points -> the only way to get 30L

Full exam rules in the course website (under "Exams")

Project Development

What

- Develop a web application using
 - React + JavaScript
 - Node + Express
 - SQLite
- According to a functional specification
 - published 20 days before each official exam date

How

- Individually (i.e., not in group)
- Using GitHub Classroom
 - commit + push your project
- Teacher's Evaluation
 - running the application on a clean Ubuntu 20.10 (with node)
 - examining the code

Oral Discussion

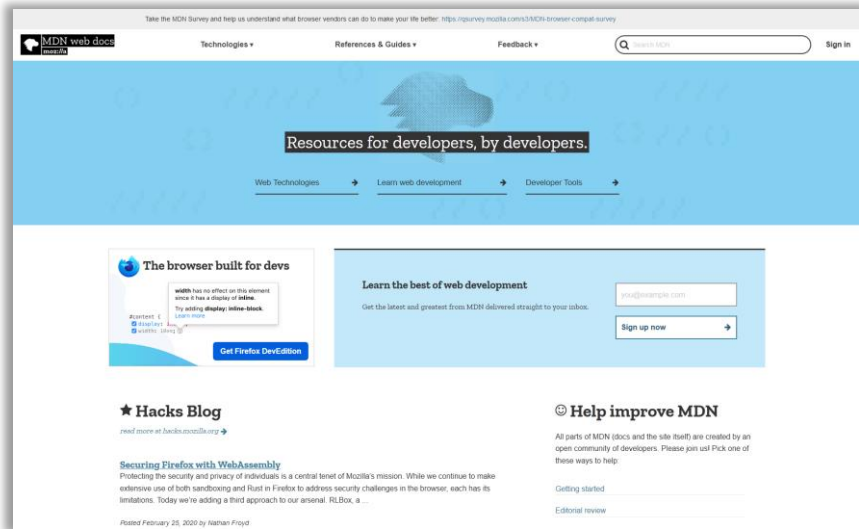
Goals

- To ensure that each student developed the web application by themselves
- To evaluate how much the student can explain the exact behaviour of the code

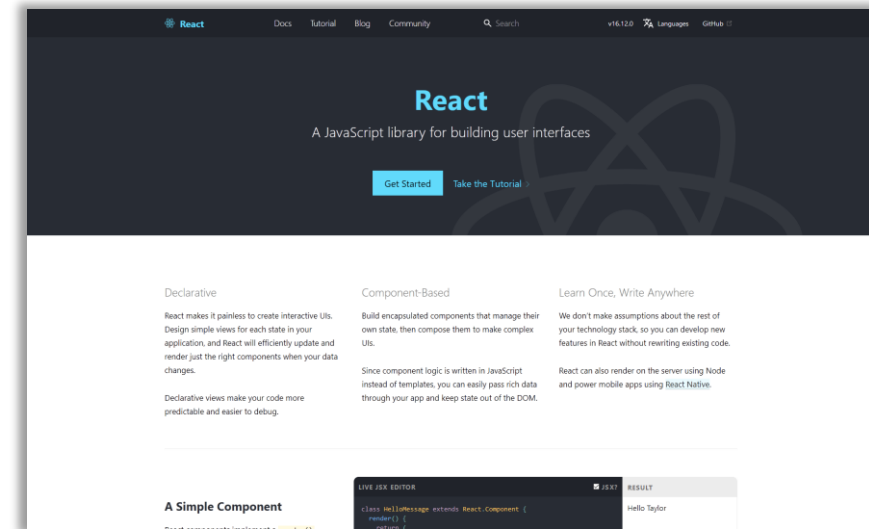
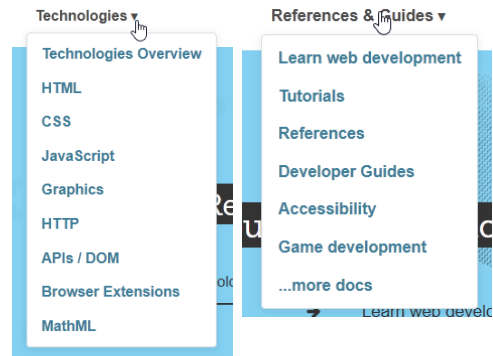
Evaluation Criteria

- Theoretical and practical knowledge of the project design
- Theoretical and practical knowledge of the project code base
- Readiness and clarity in the replies


Resources (fundamentals)




Mozilla Developer Network (MDN)
<https://developer.mozilla.org/>




React Library
<https://reactjs.org/>




Resources (books)




JavaScript: The Definitive Guide,
6th Edition
By David Flanagan
ISBN 978-0596805524
Release Date: May 2011
(not very updated...)



JavaScript: The Definitive Guide,
7th Edition
By David Flanagan
ISBN 978-1491952023
Release Date: July 2020



Fullstack React
By Anthony Accomazzo, Nate
Murray, Ari Lerner, Clay
Allsopp, David Guttman, and
Tyler McGinnis
<https://www.newline.co/fullstack-react>
Release: r40 (January 2020)



... and many others


Resources (on-line books)



GET STARTED



ASYNC & PERFORMANCE



SCOPE & CLOSURES



this & OBJECT PROTOTYPES



TYPES & GRAMMAR



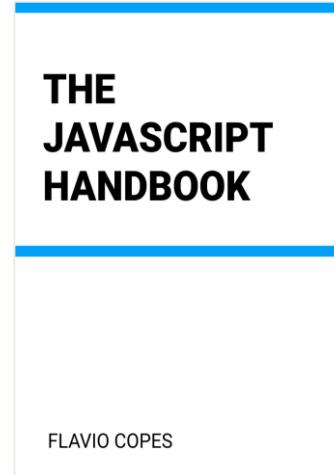
ES6 & BEYOND



UP & GOING



You Don't Know JS Yet (book series) - 2nd Edition
By Kyle Simpson (@getify)
<https://github.com/getify/You-Dont-Know-JS>



THE JAVASCRIPT HANDBOOK

FLAVIO COPES



THE CSS HANDBOOK

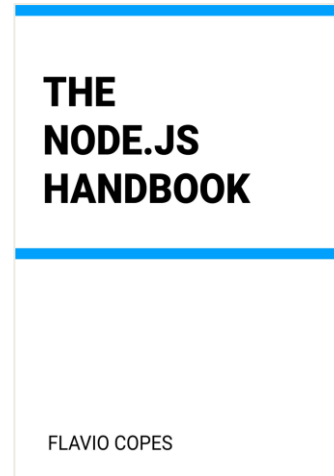


Flavio Copes



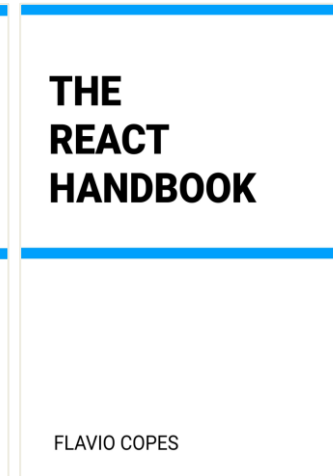
THE HTML HANDBOOK

Flavio Copes



THE NODE.JS HANDBOOK

FLAVIO COPES




THE REACT HANDBOOK

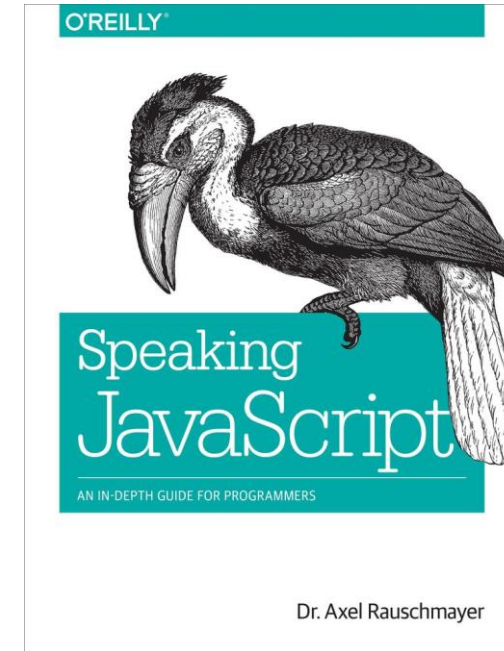

FLAVIO COPES

Flavio Copes Handbooks
<https://flaviocopes.com/>

Resources (on-line books)



+

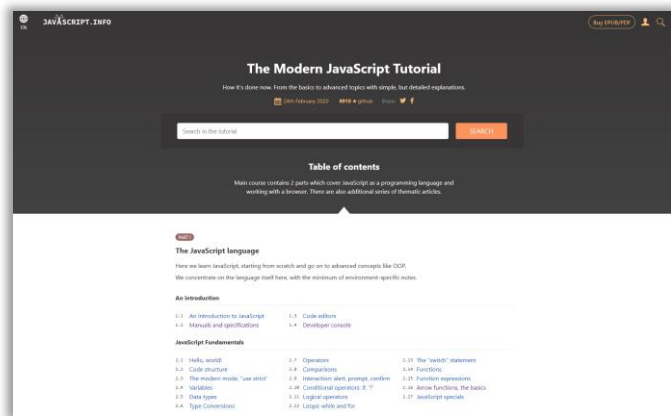


<https://exploringjs.com/impatient-js/index.html>

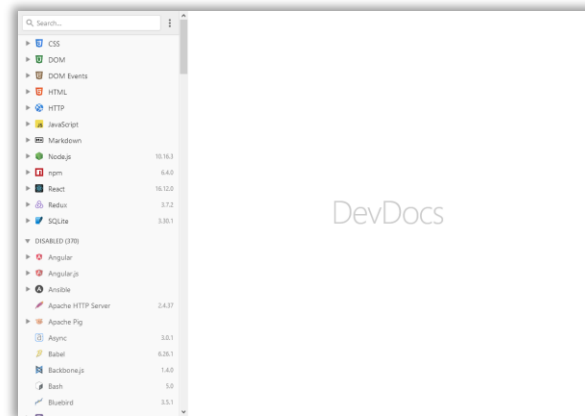
<https://exploringjs.com/deep-js/index.html>

<http://speakingjs.com/>


More resources...



The Modern JavaScript Tutorial
<https://javascript.info/>




DevDocs: API Documentation
Browser
<https://devdocs.io/>



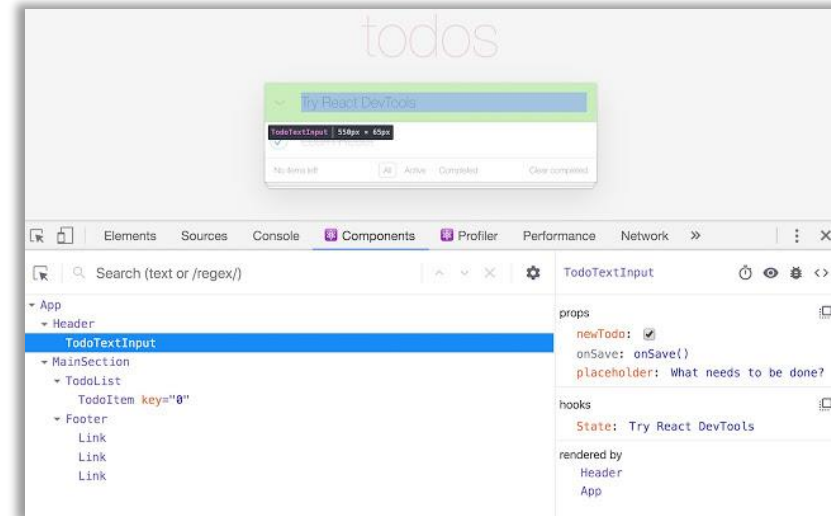
... and many others

Tools



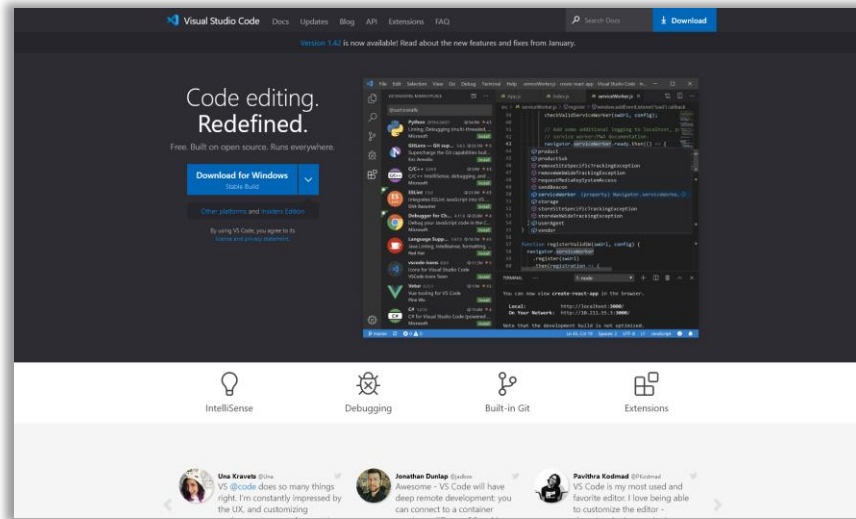
Node.js runtime
Version 14.15 LTS
<https://nodejs.org/en/>

Install on Linux using the instructions on
<https://github.com/nodesource/distributions>



React Developer Tools
Extension for [Chrome](#) and [Firefox](#)

Programming Environment



Visual Studio Code

<https://code.visualstudio.com/>



License

- These slides are distributed under a Creative Commons license “**Attribution-NonCommercial-ShareAlike 4.0 International (CC BY-NC-SA 4.0)**”
- **You are free to:**
 - **Share** — copy and redistribute the material in any medium or format
 - **Adapt** — remix, transform, and build upon the material
 - The licensor cannot revoke these freedoms as long as you follow the license terms.
- **Under the following terms:**
 - **Attribution** — You must give [appropriate credit](#), provide a link to the license, and [indicate if changes were made](#). You may do so in any reasonable manner, but not in any way that suggests the licensor endorses you or your use.
 - **NonCommercial** — You may not use the material for [commercial purposes](#).
 - **ShareAlike** — If you remix, transform, or build upon the material, you must distribute your contributions under the [same license](#) as the original.
 - **No additional restrictions** — You may not apply legal terms or [technological measures](#) that legally restrict others from doing anything the license permits.
- <https://creativecommons.org/licenses/by-nc-sa/4.0/>

