



What is HCI?

Human Computer Interaction

Fulvio Corno, Luigi De Russis

Academic Year 2019/2020



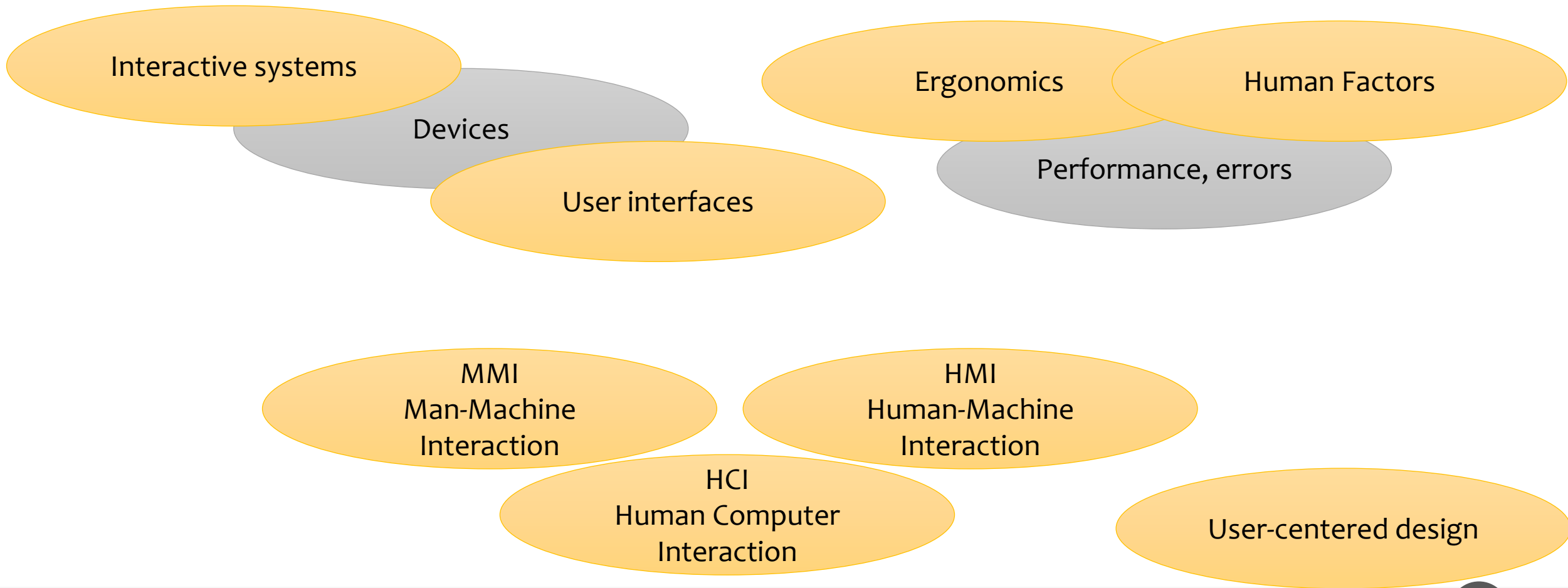
**POLITECNICO
DI TORINO**



Goals

- What is HCI?
- What is usability?
- What is the Interaction Design Process, and how does it relate with Software Engineering processes?
- What is meant with User Centered Design?

Interconnected concepts, and evolution



The goal of HCI

Ingredients

- The **User(s)**
- The **Computer(s)**
- The **Task(s)** to be accomplished

Goal

- The system must support the user's **task**, with a focus on its **usability**
 - Useful
 - Usable
 - Used

The ingredients

The human

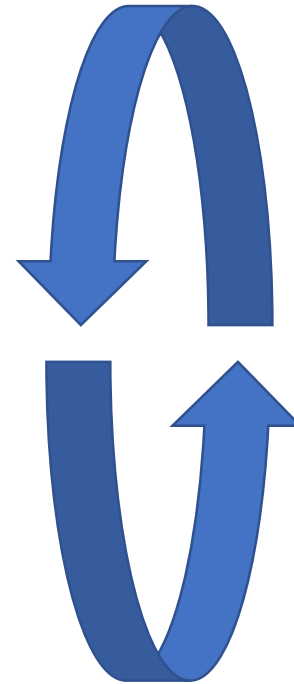
- Sensory systems
 - Visual
 - Auditory
 - Haptic
 - Spatial
- Acting systems
 - Hands
 - Voice
 - Head, Body, ...
- Cognitive processes
 - Perception
 - Memory

The computer

- Input peripherals
 - Keyboard, mouse
 - Trackpad, trackball
 - Touch surfaces or screens
 - Microphone
 - Sensors
 - Card readers
 - ...
- Output peripherals
 - Screen
 - Audio (voice, sounds)
 - Haptics
 - VR/AR headsets
 - ...

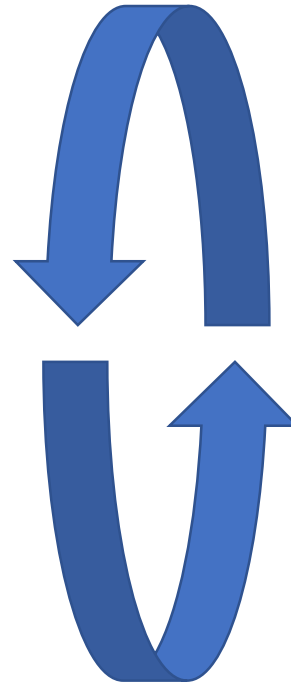
HCI is multidisciplinary

- Psychology and cognitive science
 - User perceptual, cognitive and problem-solving skills
- Ergonomics
 - User's physical capabilities
- Sociology
 - Understanding the wider context of the interaction
- **Computer Science and Computer Engineering**
 - **Building the necessary artifacts (HW, SW)**
- Business
 - Satisfying market needs
- Graphic design
 - Produce an effective interface presentation
- Technical writing
 - Documentation, manuals, on-screen content
- ...



HCI is multidisciplinary

- Psychology and cognitive science
 - User perceptual, cognitive and problem-solving skills
- Ergonomics
 - User's physical capabilities
- Sociology
 - Understanding the wider context of the interaction
- **Computer Science and Computer Engineering**
 - **Building the necessary artifacts (HW, SW)**
- Business
 - Satisfying market needs
- Graphic design
 - Produce an effective interface presentation
- Technical writing
 - Documentation, manuals, on-screen content
- ...



To help us in applying expertise from many different fields:

- Design methods and processes
- Models
- Heuristics
- Best practices
- Conventions
- Experiments and user studies

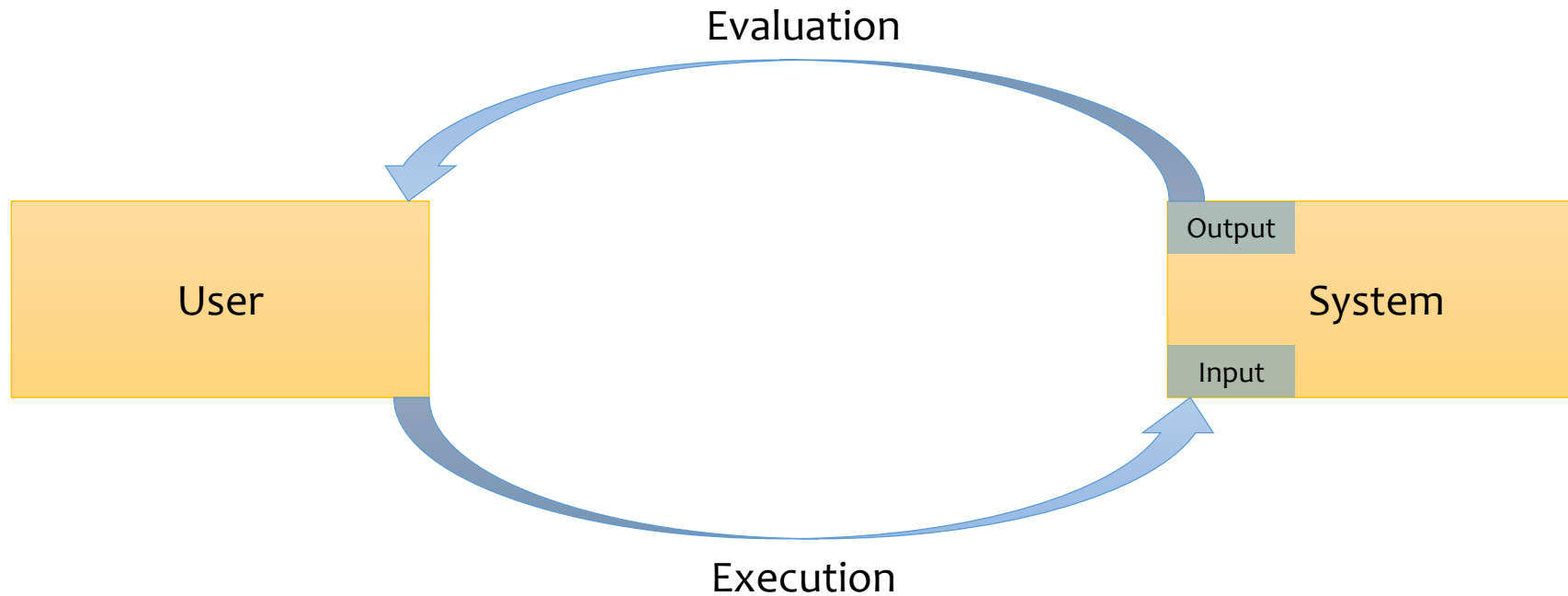
Models of interaction

A general framework to understand how User and System interact

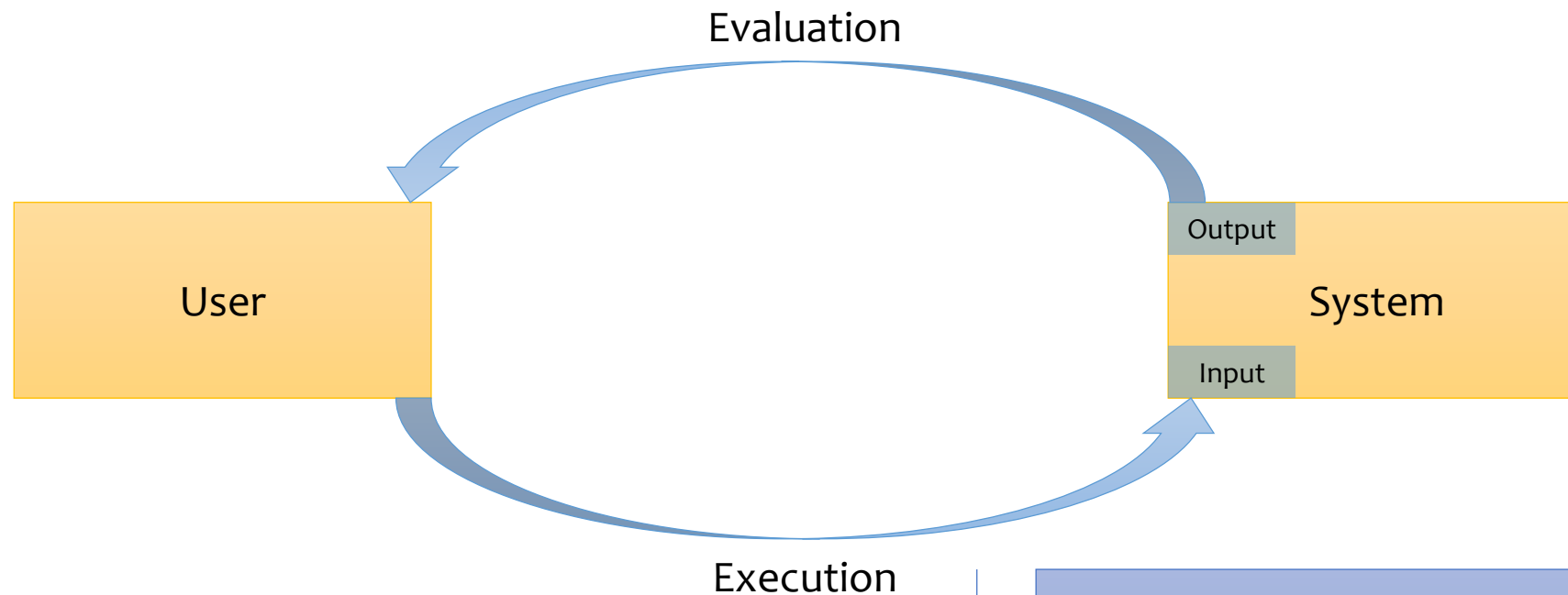
Assumptions

- The **user** wants to accomplish some **goals**, in a specific application **domain**
 - Each domain has a specific jargon, set of possible processes and goals, artifacts and building blocks, ...
- **Tasks** are operations to manipulate the concepts of a domain
 - The goal is attained by performing one or more tasks
- Interaction studies the relation between User and System
 - The system possesses a **state** and “speaks” a **core language**
 - The user possesses a **state**, that includes an **understanding** of the system’s state, some **intention** to perform a task, and “speaks” the **task language**

Norman's model of interaction

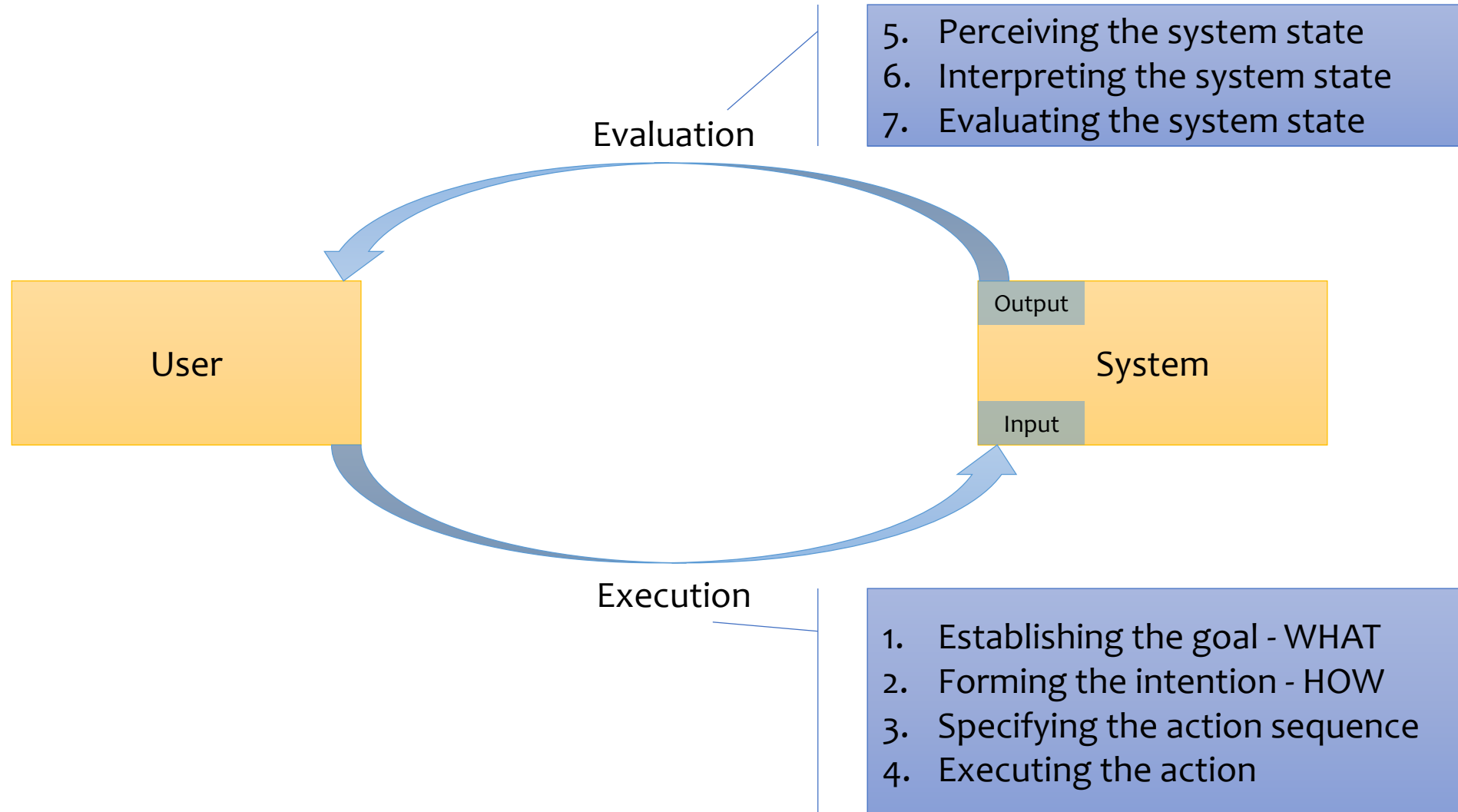


Norman's model of interaction

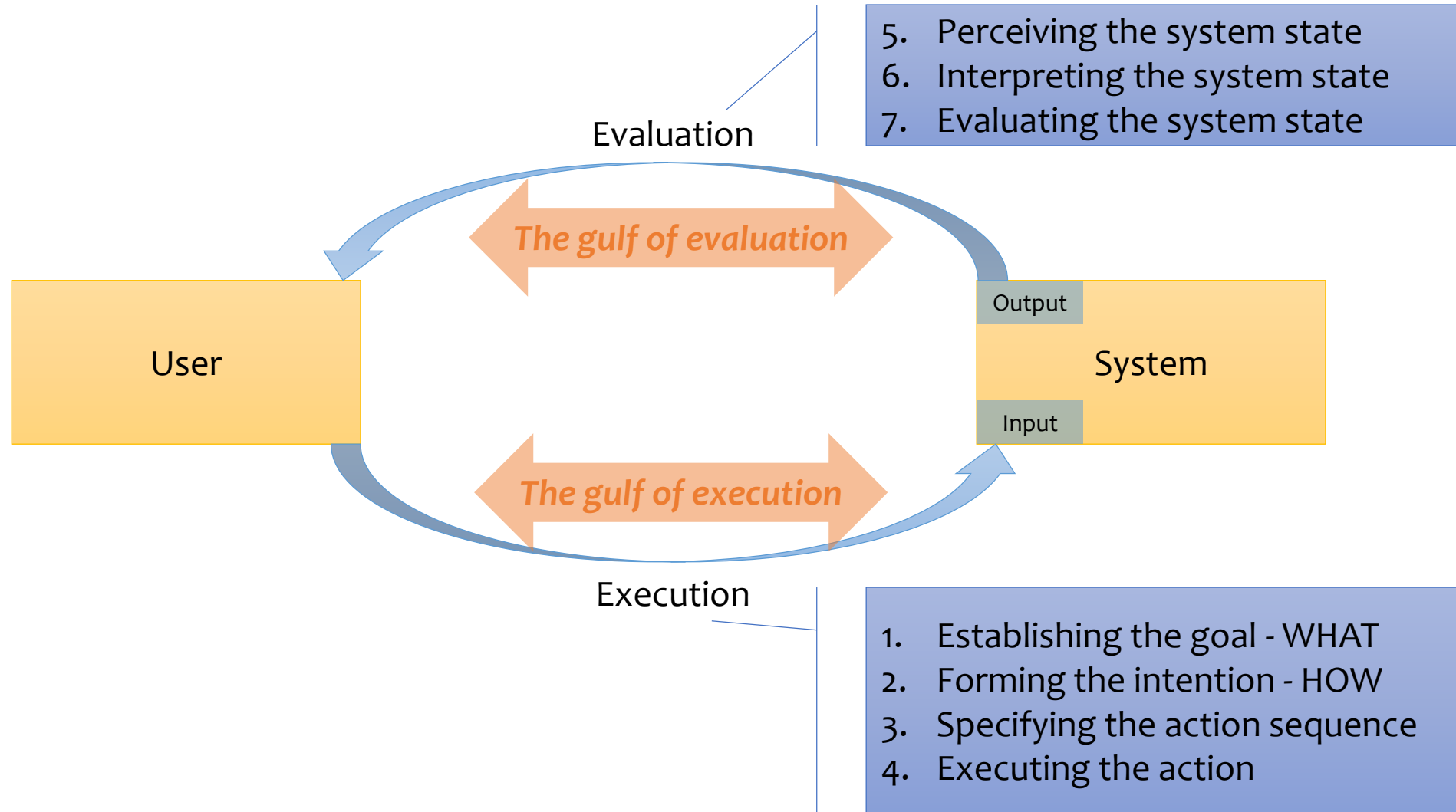


1. Establishing the goal - WHAT
2. Forming the intention - HOW
3. Specifying the action sequence
4. Executing the action

Norman's model of interaction

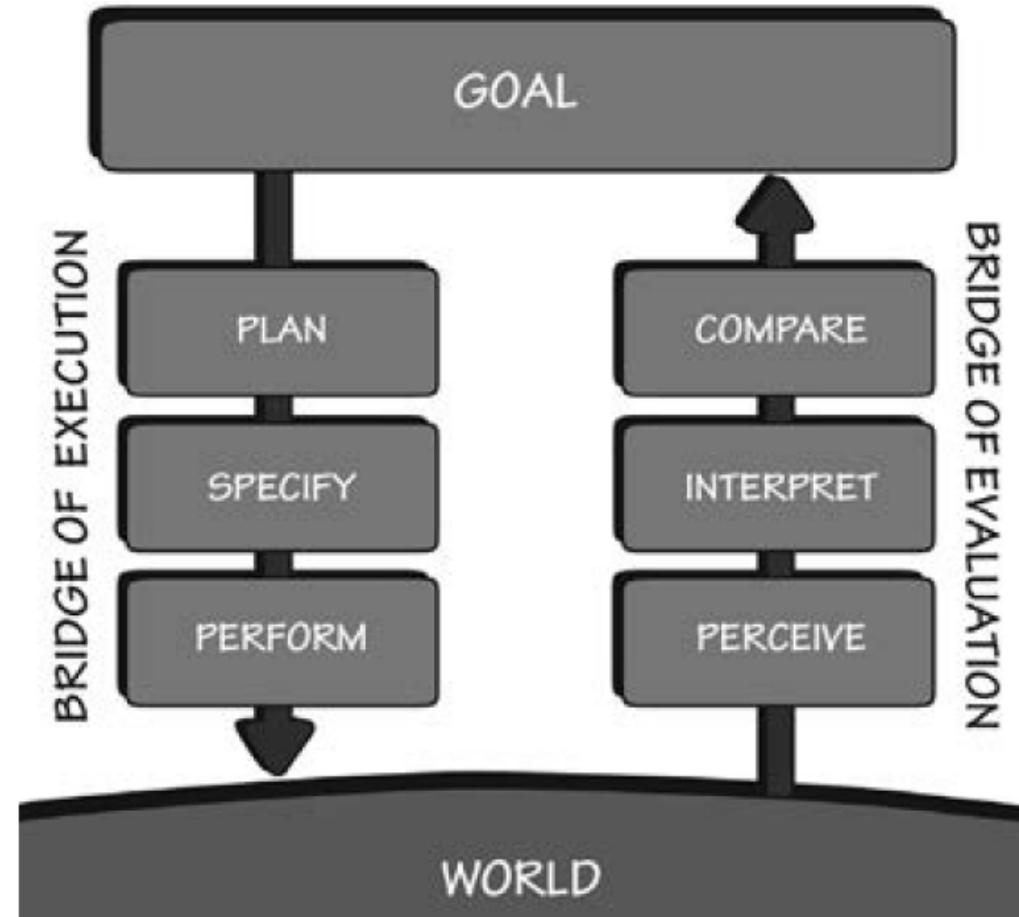
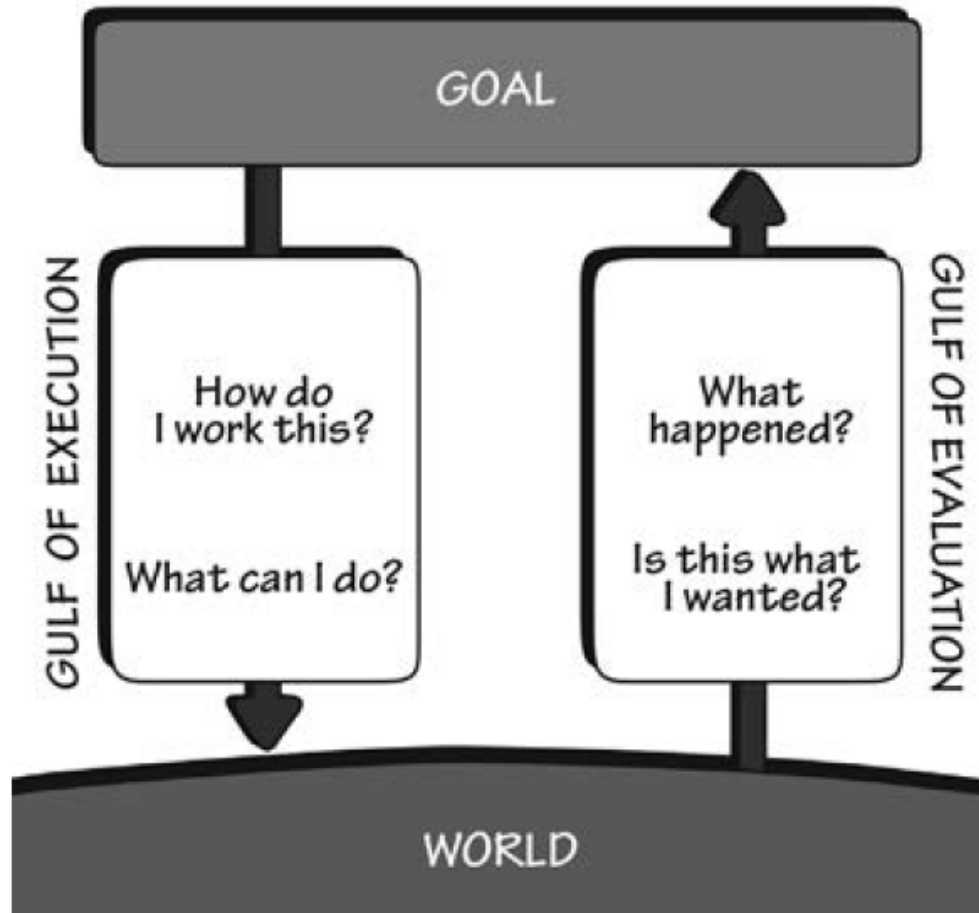


Norman's model of interaction

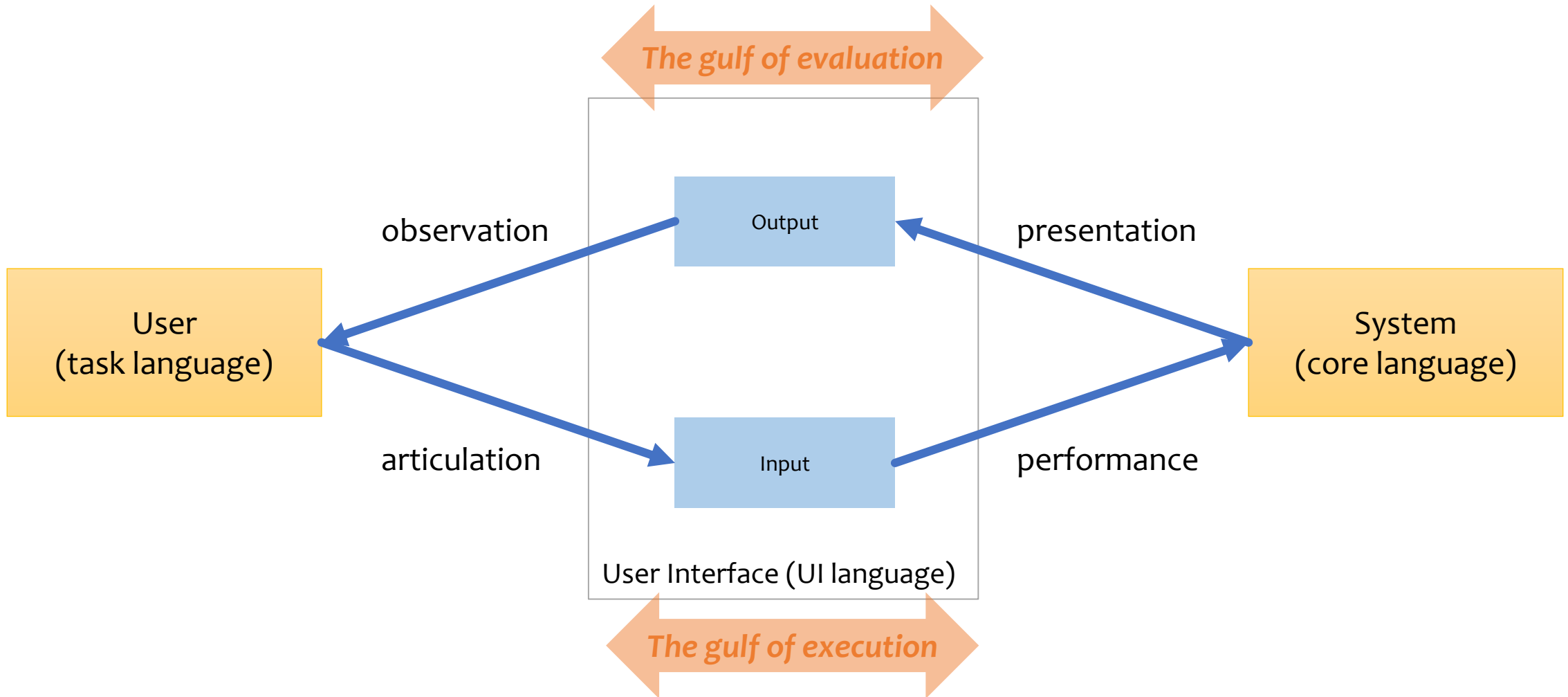


Norman's diagrams

1. **Goal** (form the goal)
2. **Plan** (the action)
3. **Specify** (an action sequence)
4. **Perform** (the action sequence)
5. **Perceive** (the state of the world)
6. **Interpret** (the perception)
7. **Compare** (the outcome with the goal)



Abowd and Beale model, with explicit UI




Human errors*

in the gulf of execution

Slip

- You have formulated the right action, but fail to execute that action correctly
 - E.g., click the wrong icon, or double-click too slow, ...
- May be corrected by a better interface (spacing, layout, highlights, ...)

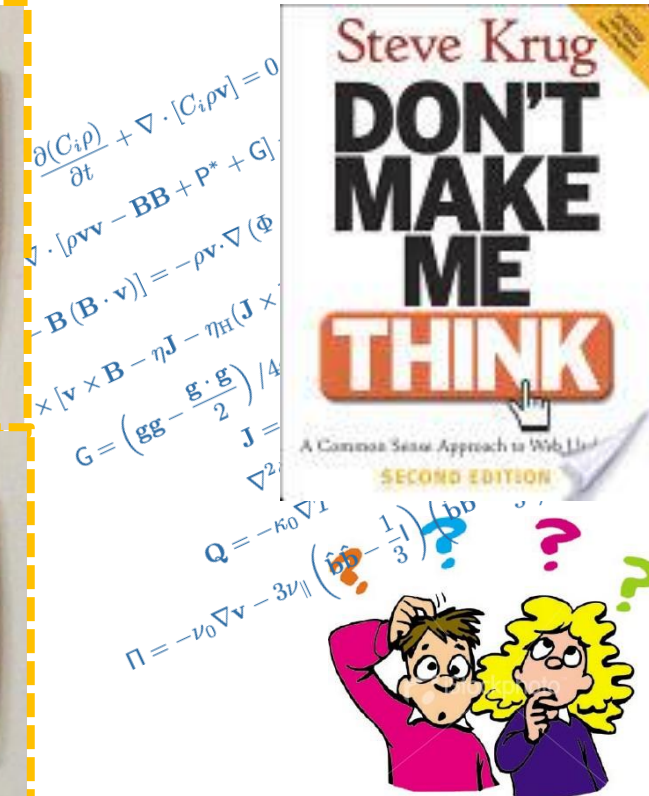


Mistake

- You don't know the system well and you may not formulate the right goal
 - E.g., click  for Zoom, but it means Search
- The user's mental model of the system's state is not correct
- Requires more radical redesign, or additional training

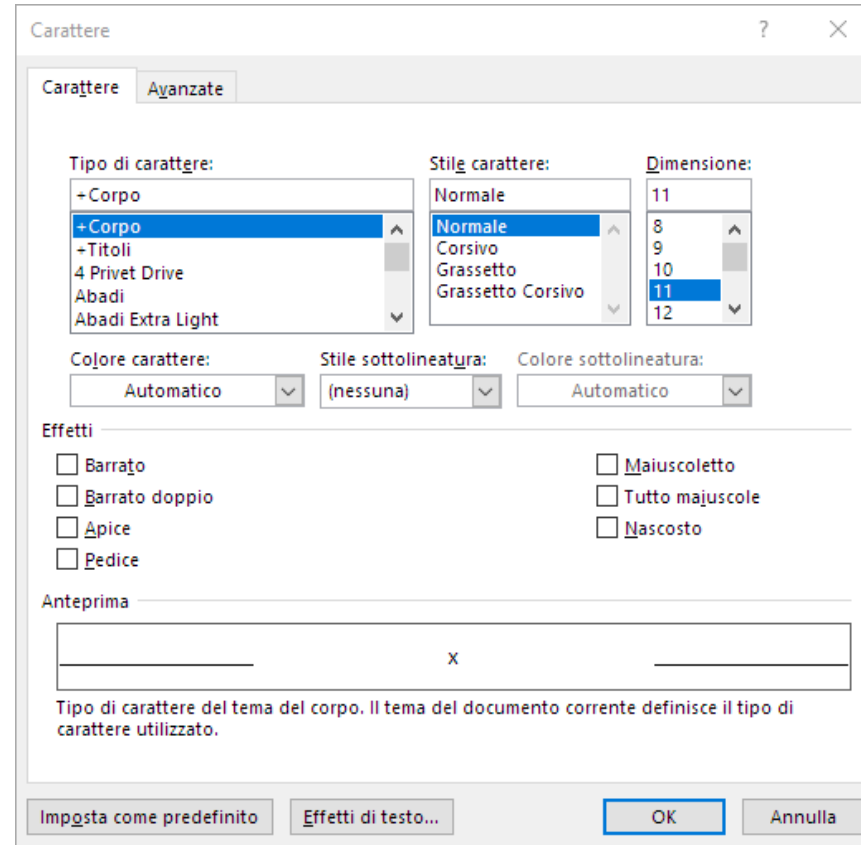
* About Human errors

- Human errors should **never** be considered as faults of the user
- Rather, «they are usually a result of bad design» (Norman)
- Humans tend to be imprecise, distracted, not-omniscient
 - System design should anticipate this human behavior
 - Minimize the chance of inappropriate actions (evaluation)
 - Maximize the possibility of discovering and repairing an inappropriate action (execution)
 - Enable users to understand the state of the system and build an appropriate model

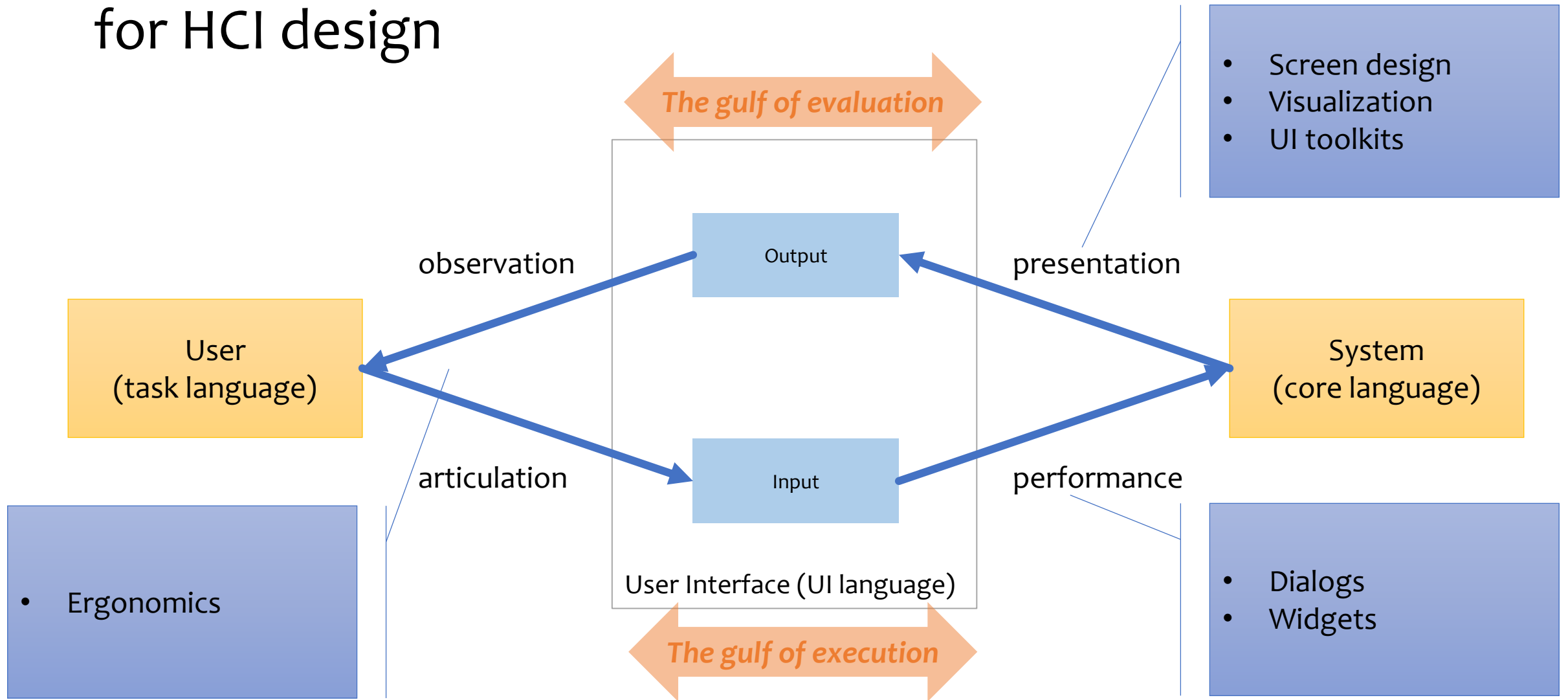
Example (articulation): find the right switch



Example (presentation): what are the allowed combinations?



Tools, Techniques and Environments for HCI design



Frameworks: major UI styles

- Command line interface
- Menus
- Natural language
- Question/answer and query dialog
- Form-fills and spreadsheets
- WIMP
- Mobile
- Point and click
- Three-dimensional interfaces

Design frameworks

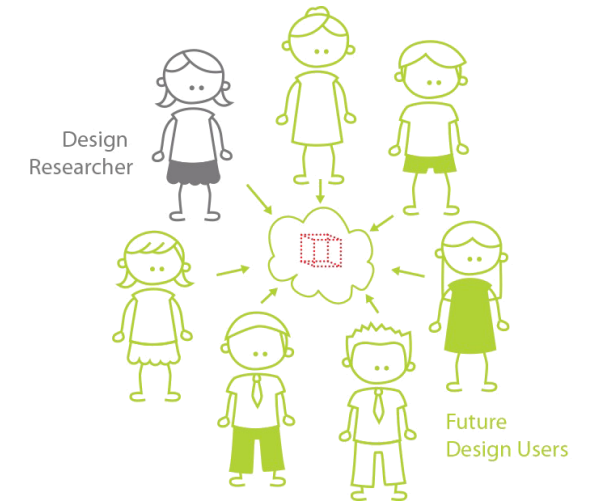
Approaches for shaping the design process

User-Centered Design (UCD)

- Avoid the risk of software project failure
 - Estimated 50% are affected by bad developer<->user/client communication
- UCD takes the needs, wants, and limitations of the **actual end users** into account **during each phase** of the design process
 - User-centered design issues are discovered during the early stages
- Benefits: systems easier to learn, with faster performance, with less human errors, encourage users to discover advanced features, and avoids “building the wrong system”
- Issues: how to find users? How many? How motivated? How to speak their language? How to extract user needs, business needs, organizational implications?

Participatory Design

- One step further than UCD, users are directly involved in the collaborative design of the things and applications they use
- Engage a group of users
 - Discussions
 - Creating scenarios, sketches, dramatizations
 - Creating and testing lo-fi prototypes
 - Continuous meetings, flexible management
 - Highly reliant on the skills of the group moderators/leaders (keep involved, filter ideas, reward participation, work around resistances, ...)
 - More effective with more mature and prepared user populations (less with kids, elderly, disabled, ...)



Agile Interaction Design

- Borrows ideas from agile development in software engineering
- Key: evolutionary development
 - System is built incrementally in rapid release cycles
 - Rapid prototyping techniques (for hardware, software and physical objects)
- Focus on low-cost many-iterations prototypes
- Requires fast usability inspection (extreme usability, XU)
- Makers' culture (only if it involves users!)

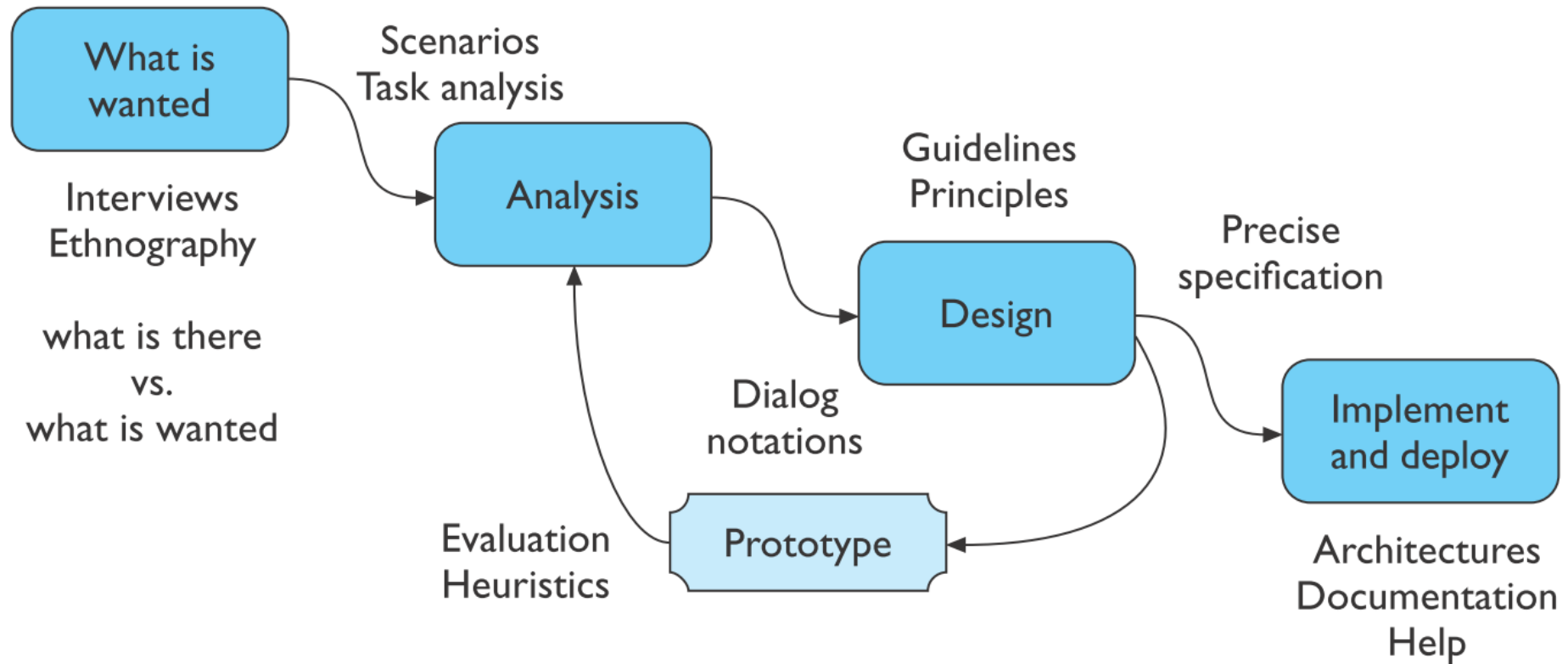
Human-centered design processes

A process for designing interactive systems with a focus on usability

Usability

- **Usability:** how well users can use the system's functionality
- Dimensions of usability:
 - **Usefulness:** does it do something people want?
 - **Learnability:** is it easy to learn?
 - **Memorability:** once learned, is it easy to remember?
 - **Effectiveness:** does it allow reaching the goal?
 - **Efficiency:** once learned, is it fast to use?
 - **Visibility:** is the state of the system visible?
 - **Errors:** are errors few and recoverable?
 - **Satisfaction:** is it enjoyable to use?

Human-centered design process (simplified and generic)



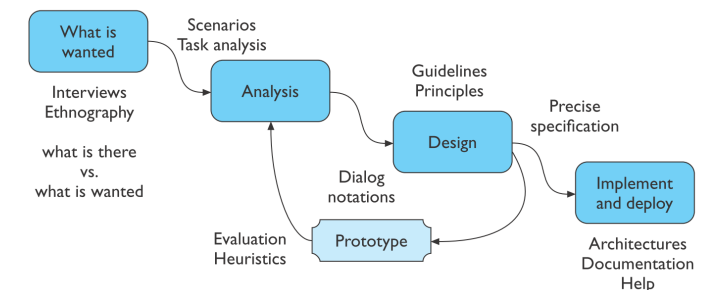
Human-centered design process – the main steps (1)

- **Requirements – what is wanted**

- What exactly is needed? How are people currently accomplishing the goal?
- User observation, interviews

- **Analysis**

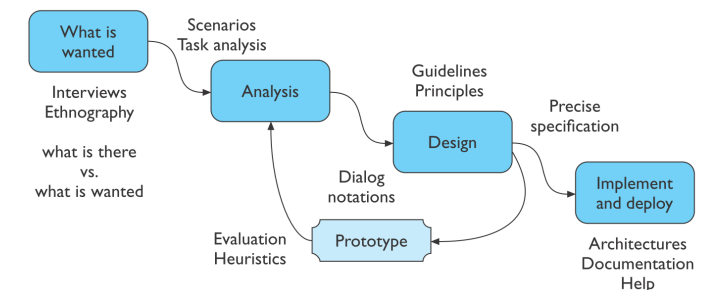
- Formalize and structure the requirements
- Create interaction scenarios, stories, tasks
- Compare current situation with expected new situation



Human-centered design process – the main steps (2)

▪ Design

- The main choices to shape the system
- Rules, guidelines, design principles
- Considering different types of users
- Modeling and describing interaction
- Visual layout
- Consider all inputs from cognitive models, communications theories, organization issues



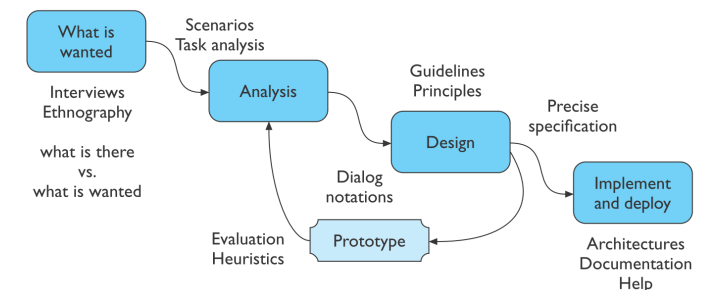
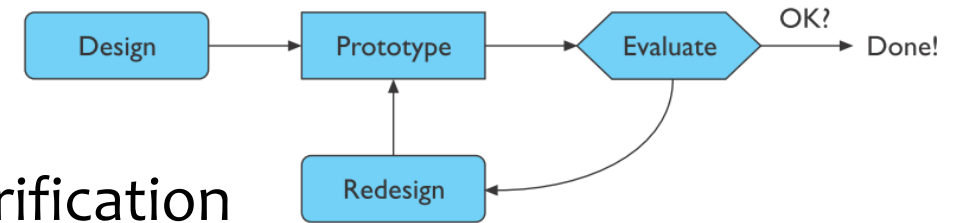
Human-centered design process – the main steps (3)

▪ Iteration and prototyping

- Design must be supported by intermediate verification
- Evaluate the design in its partial forms:
 - Prototypes
 - Evaluation metrics
- Involving users

▪ Implementation and deployment

- Hardware and software implementation
- Documentation

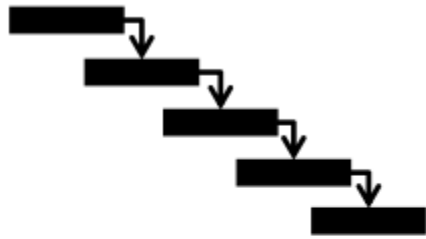


HCI in the Software Process

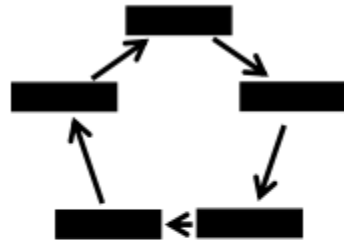
How to include Human-centered processes in Software Engineering

Software Engineering Processes

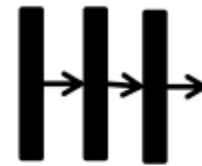
Where / how does HCI fit in?



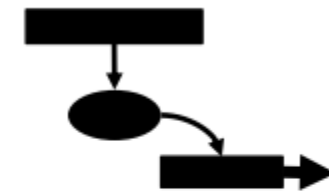
Waterfall



Iterative
waterfall



Agile
(scrum)

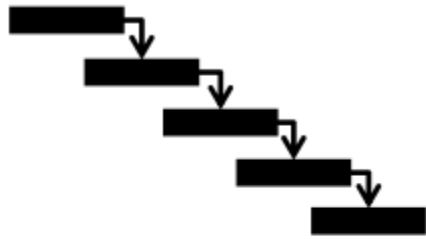


Lean

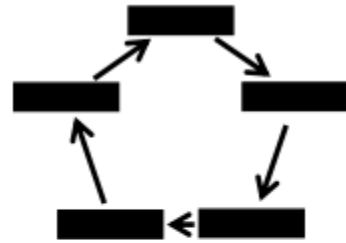
Software Engineering Processes

Where / how does HCI fit in?

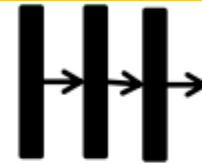
Always a step ahead!



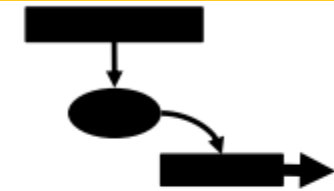
Waterfall



Iterative
waterfall



Agile
(scrum)



Lean

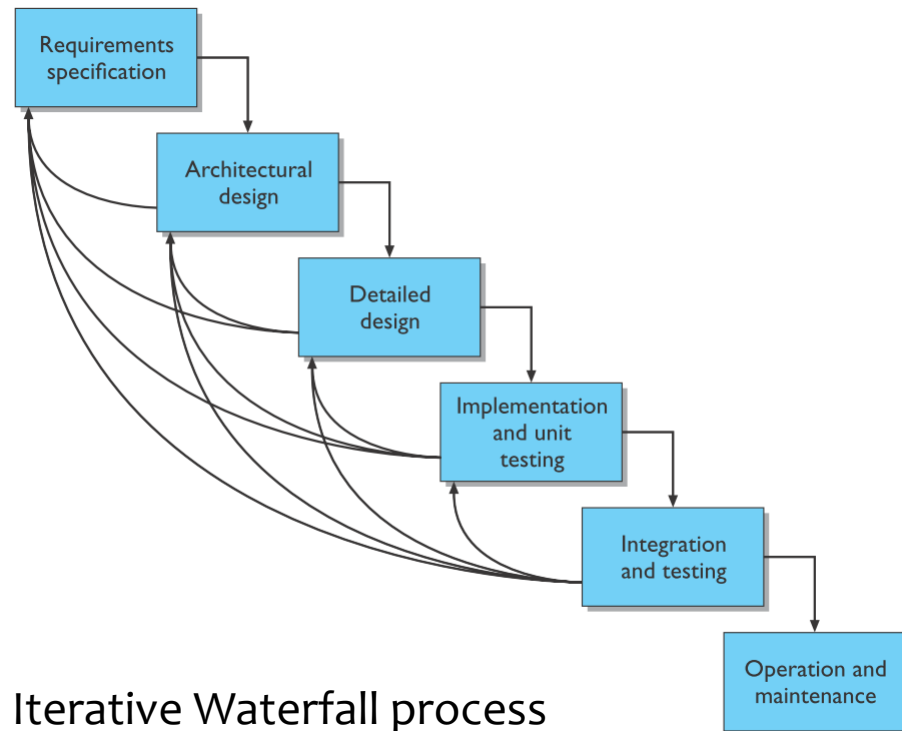
Always a step ahead

- Before
 - Every design step
 - Every implementation step
 - Any product iteration (or sprint)
 - ...
- You need a user-centered step
 - Evaluate usability
 - Experiment with users
 - Evaluate alternative flows
 - Evaluate alternative layouts
 - ...
- User-centered steps are cheaper than development
 - User research about users' needs to decide what to design
 - Heuristic evaluations before testing with users
 - Evaluating prototypes instead of full-fledged products
- Anticipate critical decision points later in the project

Always a step ahead

- Usability, Safety, Performance, are part of Non-Functional Requirements
- User-centered steps are cheaper than development
 - User research about users' needs to decide what to design
 - Heuristic evaluations before testing with users
 - Evaluating prototypes instead of full-fledged products
- Anticipate critical decision points later in the project

Example



- Each step must be
 - Preceded with user evaluation of the design choices and formalized requirements
 - Followed with user evaluation of the result
- Must produce additional artifacts to allow this kind of iteration
 - Prototypes

References

- Robert Miller, MIT Course “6.813/6.831: User Interface Design & Implementation”
 - Spring 2018 - <http://web.mit.edu/6.813/www/sp18/>
 - Spring 2011 - <https://ocw.mit.edu/courses/electrical-engineering-and-computer-science/6-831-user-interface-design-and-implementation-spring-2011/index.htm>
- Dix *et al*: Human Computer Interaction
 - Chapters 3, 5
- Norman: The Design of Everyday Things
 - Chapter 2
- Krug: Don't make me think
 - Introduction
- Shneiderman: Designing the User Interface
 - Chapter 4



License

- These slides are distributed under a Creative Commons license “**Attribution-NonCommercial-ShareAlike 4.0 International (CC BY-NC-SA 4.0)**”
- **You are free to:**
 - **Share** — copy and redistribute the material in any medium or format
 - **Adapt** — remix, transform, and build upon the material
 - The licensor cannot revoke these freedoms as long as you follow the license terms.
- **Under the following terms:**
 - **Attribution** — You must give [appropriate credit](#), provide a link to the license, and [indicate if changes were made](#). You may do so in any reasonable manner, but not in any way that suggests the licensor endorses you or your use.
 - **NonCommercial** — You may not use the material for [commercial purposes](#).
 - **ShareAlike** — If you remix, transform, or build upon the material, you must distribute your contributions under the [same license](#) as the original.
 - **No additional restrictions** — You may not apply legal terms or [technological measures](#) that legally restrict others from doing anything the license permits.
- <https://creativecommons.org/licenses/by-nc-sa/4.0/>

