



POLITECNICO
DI TORINO



e-Lite



Recursion

Tecniche di Programmazione – A.A. 2021/2022



Summary


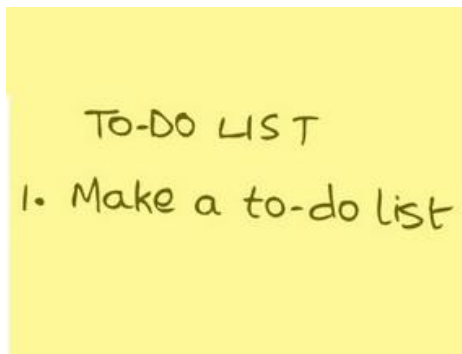
1. Definition and divide-and-conquer strategies
2. Recursion: design tips
3. Simple recursive algorithms
 1. Fibonacci numbers
 2. Dicothomic search
 3. X-Expansion
 4. Anagrams
 5. Knapsack
4. Recursive vs Iterative strategies
5. More complex examples of recursive algorithms
 1. Knight's Tour
 2. Proposed exercises

Why recursion?

- ▶ Divide et impera
- ▶ Systematic exploration/enumeration
- ▶ Handling recursive data structures

Definition

- ▶ A **method** (or a procedure or a function) is defined as recursive when:
 - ▶ Inside its definition, we have a **call to the same** method (procedure, function)
 - ▶ Or, inside its definition, there is a call to another method that, directly or indirectly, calls the method itself
- ▶ An algorithm is said to be recursive when it is based on recursive methods (procedures, functions)





Per capire la
ricorsione prima
devi capire la
ricorsione

@vitadainformatici

posterMYWall.com

Example: Factorial

$$\left\{ \begin{array}{l} 0! \stackrel{\text{def}}{=} 1 \\ \forall N \geq 1: \\ N! \stackrel{\text{def}}{=} N \times (N-1)! \end{array} \right.$$

```
public long recursiveFactorial(long N)
{
    long result = 1 ;

    if ( N == 0 )
        return 1 ;
    else {
        result = recursiveFactorial(N-1) ;
        result = N * result ;
        return result ;
    }
}
```

Motivation

- ▶ Many problems lend themselves, naturally, to a recursive description:
 - ▶ We define a method to solve sub-problems like the initial one, but smaller
 - ▶ We define a method to combine the partial solutions into the overall solution of the original problem



Gaius Julius Caesar

Recursion

▶ **Divide et Impera**

- ▶ Split a problem \mathcal{P} into $\{Q_i\}$ where Q_i are still complex, yet *simpler* instances of the same problem.
- ▶ Solve $\{Q_i\}$, then merge the solutions
- ▶ Merge & split must be “simple”
- ▶ A.k.a., *Divide 'n Conquer*

▶ **Exploration**

- ▶ Systematic procedure to enumerate all possible solutions
- ▶ Solutions (built stepwise)
 - ▶ Paths
 - ▶ Permutations
 - ▶ Combinations
- ▶ Divide et Impera, by “dividing” the possible solutions

Divide et Impera – Divide and Conquer

- ▶ Solution = **Solve** (Problem) ;
- ▶ **Solve** (Problem) {
 - ▶ List<SubProblem> subProblems = **Divide** (Problem) ;
 - ▶ For (each subP[i] in subProblems) {
 - ▶ SubSolution[i] = **Solve** (subP[i]) ;
 - ▶ }
 - ▶ Solution = **Combine** (SubSolution[1..N]) ;
 - ▶ return Solution ;
- ▶ }

Divide et Impera – Divide and Conquer

▶ Solution = **Solve** (Problem) ;

▶ **Solve** (Problem) {

▶ List<SubProblem> subProblems = **Divide** (Problem) ;

▶ For (each subP[i] in subProblems) {

▶ SubSolution[i] = **Solve** (subP[i]) ;

▶ }

▶ Solution = **Combine** (SubSolution[1..N]) ;

▶ return Solution ;

▶ }

recursive call

“a” sub-problems, each
“b” times smaller than
the initial problem

How to stop recursion?

- ▶ Recursion **must not** be infinite
 - ▶ Any algorithm must always terminate!
- ▶ After a sufficient nesting level, sub-problems become so small (and so easy) to be solved:
 - ▶ Trivially (ex: sets of just one element, or zero elements)
 - ▶ Or, with methods different from recursion

Warnings

- ▶ Always remember the “termination condition”
- ▶ Ensure that all sub-problems are strictly “smaller” than the initial problem

Divide et Impera – Divide and Conquer

▶ **Solve** (Problem) {

▶ if(problem is trivial)

▶ Solution = **Solve_trivial** (Problem) ;

▶ else {

▶ List<SubProblem> subProblems = **Divide** (Problem) ;

▶ For (each subP[i] in subProblems) {

 □ SubSolution[i] = **Solve** (subP[i]) ;

▶ }

▶ Solution = **Combine** (SubSolution[1..N]) ;

▶ }

▶ return Solution ;

▶ }

check termination

do recursion

Exploration

- ▶ **Explore** (**S**) {
 - ▶ List<Step> steps = **PossibleSteps** (Problem, **S**) ;
 - ▶ for (each **p** in steps) {
 - ▶ **S.Do** (**p**)
 - ▶ **Explore** (**S**) ;
 - ▶ **S.Undo** (**p**) ;
 - ▶ }
- ▶ }

Exploration

The “status” of the problem

- ▶ **Explore** (**S**) {
 - ▶ List<Step> steps = **PossibleSteps** (Problem, **S**);
 - ▶ for (each **p** in steps) {
 - ▶ **S.Do** (**p**)
 - ▶ **Explore** (**S**);
 - ▶ **S.Undo** (**p**);
 - ▶ }
- ▶ }

Local variable

“Try” the step

Recursion

Backtrack!

Analizzare il problema

- ▶ Come imposto in generale la ricorsione?
- ▶ Che cosa mi rappresenta il "livello"?
- ▶ Com'è fatta una soluzione parziale?
- ▶ Com'è fatta una soluzione totale?

Generale le possibili soluzioni

- ▶ Qual è la regola per generare tutte le soluzioni del livello+1 a partire da una soluzione parziale del livello corrente?
- ▶ Come faccio a riconoscere se una soluzione parziale è anche completa? (terminazione con successo)
- ▶ Come viene avviata la ricorsione (livello 0)?

Identificare le soluzioni valide

- ▶ Data una soluzione **parziale**, come faccio a
 - ▶ sapere se è valida (e quindi continuare)?
 - ▶ sapere se non è valida (e quindi terminare la ricorsione)?
 - ▶ nb. magari non posso...
- ▶ Data una soluzione **completa**, come faccio a
 - ▶ sapere se è valida?
 - ▶ sapere se non è valida?
- ▶ Cosa devo fare con le soluzioni complete valide?
 - ▶ Fermarmi alla prima?
 - ▶ Generarle e memorizzarle tutte?
 - ▶ Contarle?

Progettare le strutture dati

- ▶ Qual è la struttura dati per memorizzare una soluzione (parziale o completa)?
- ▶ Qual è la struttura dati per memorizzare lo stato della ricerca (della ricorsione)?

Scheletro del codice

```
// Struttura di un algoritmo ricorsivo generico

void recursive (... , level) {

    // E -- sequenza di istruzioni che vengono eseguite sempre
    // Da usare solo in casi rari (es. Ruzzle)
    doAlways();

    // A
    if (condizione di terminazione) {
        doSomething;
        return;
    }

    // Potrebbe essere anche un while ()
    for () {

        // B
        generaNuovaSoluzioneParziale;

        if (filtro) { // C
            recursive (... , level + 1);
        }

        // D
        backtracking;
    }
}
```

Riempire lo scheletro (del codice)

Blocco	Frammento di codice
A	
B	
C	
D	
E	

```
// Struttura di un algoritmo ricorsivo
void recursive (... , level) {
    // E -- sequenza di istruzioni che ve
    // Da usare solo in casi rari (es. Ru
    doAlways();

    // A
    if (condizione di terminazione) {
        doSomething;
        return;
    }

    // Potrebbe essere anche un while ()
    for () {

        // B
        generaNuovaSoluzioneParziale;

        if (filtro) { // C
            recursive (... , level + 1);
        }

        // D
        backtracking;
    }
}
```

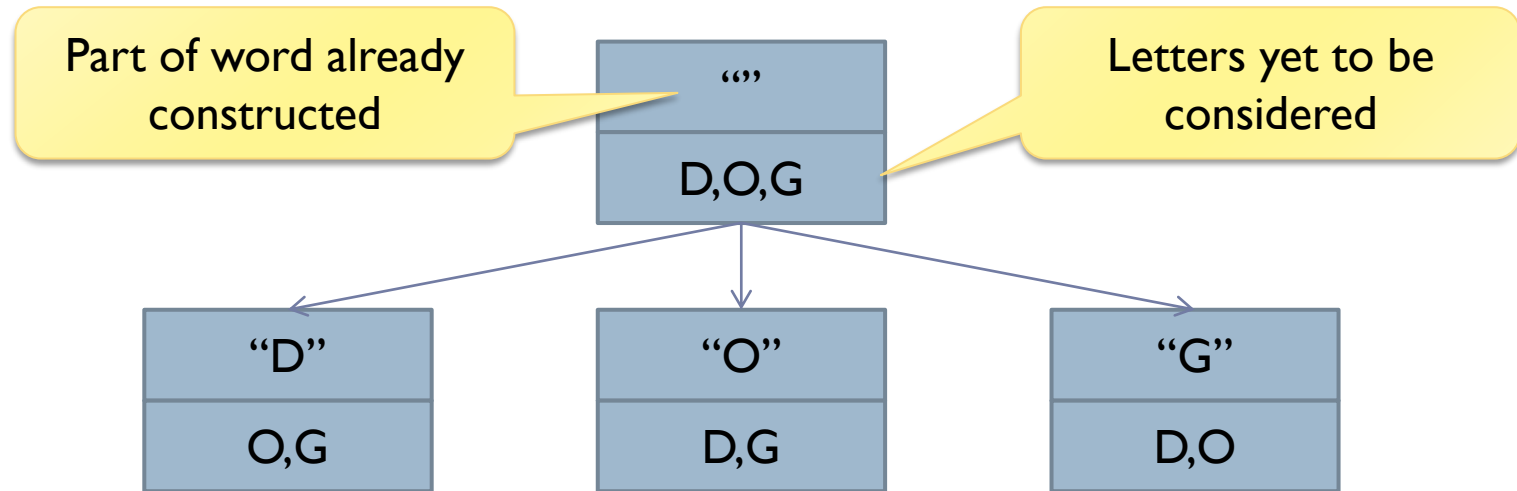

Exercise: Anagram

- ▶ Given a word, find all possible anagrams of that word
 - ▶ Find all permutations of the elements in a set
 - ▶ Permutations are $N!$
- ▶ E.g.: «Dog» → dog, dgo, god, gdo, odg, ogd

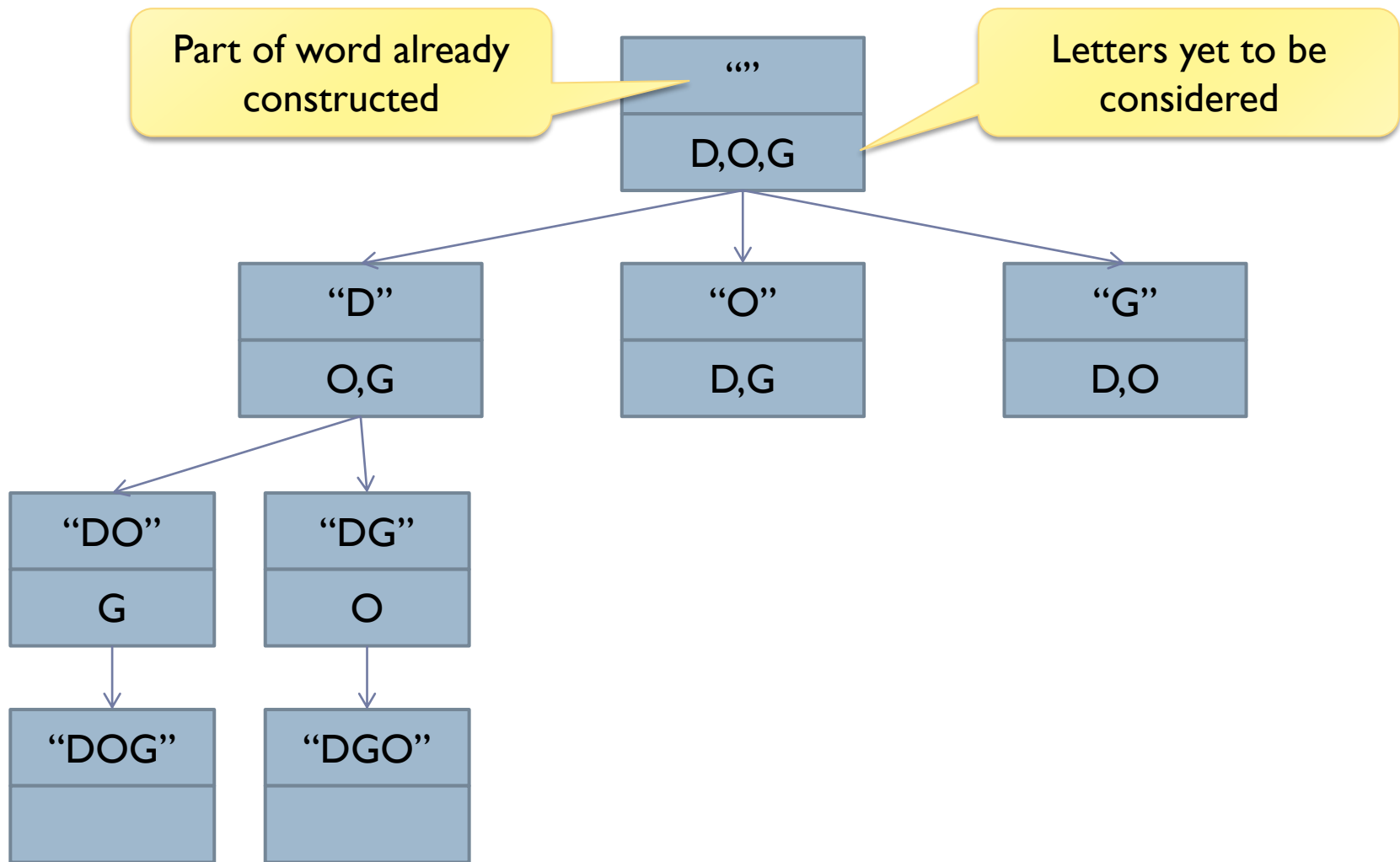
Anagrams: recursion tree



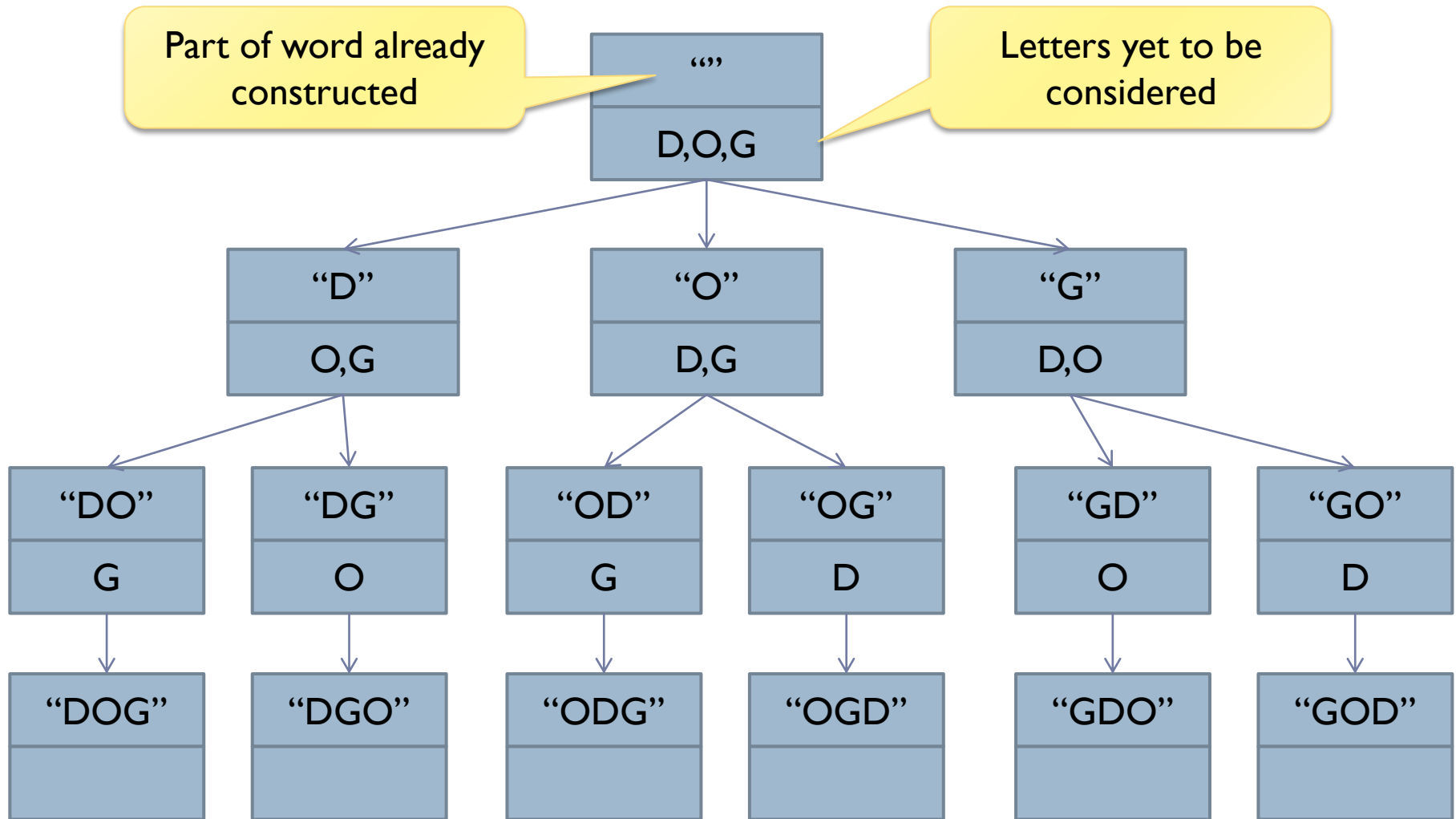
Anagrams: recursion tree



Anagrams: recursion tree



Anagrams: recursion tree



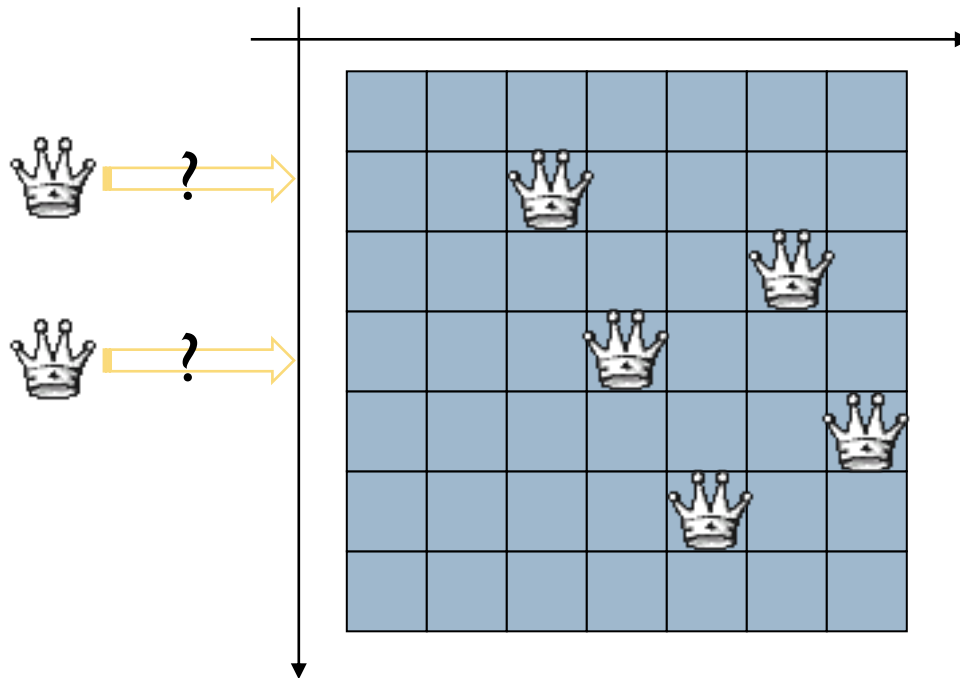
Anagrams: problem variants

- ▶ **Generate only anagrams that are “valid” words**
 - ▶ At the end of recursion, check the dictionary
 - ▶ During recursion, check whether the current prefix exists in the dictionary
- ▶ **Handle words with multiple letters: avoid duplicate anagrams**
 - ▶ E.g., “seas” → **s** seas and seas **s** are the same word
 - ▶ Generate all and, at the end of recursion, check if repeated
 - ▶ Constrain, during recursion, duplicate letters to always appear in the same order (e.g, **s** always before **s**)

<http://wordsmith.org/anagram/index.html>

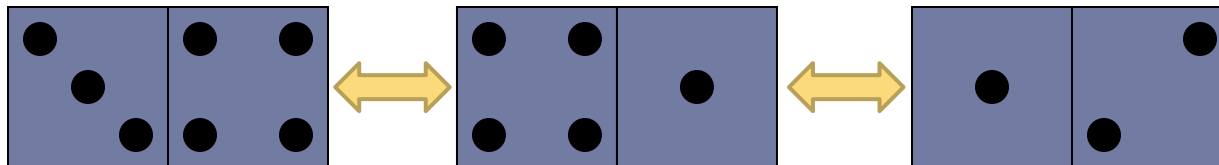
The N Queens

- ▶ Consider a $N \times N$ chessboard, and N Queens that may act according to the chess rules
- ▶ Find a position for the N queens, such that no Queen is able to attack any other Queen

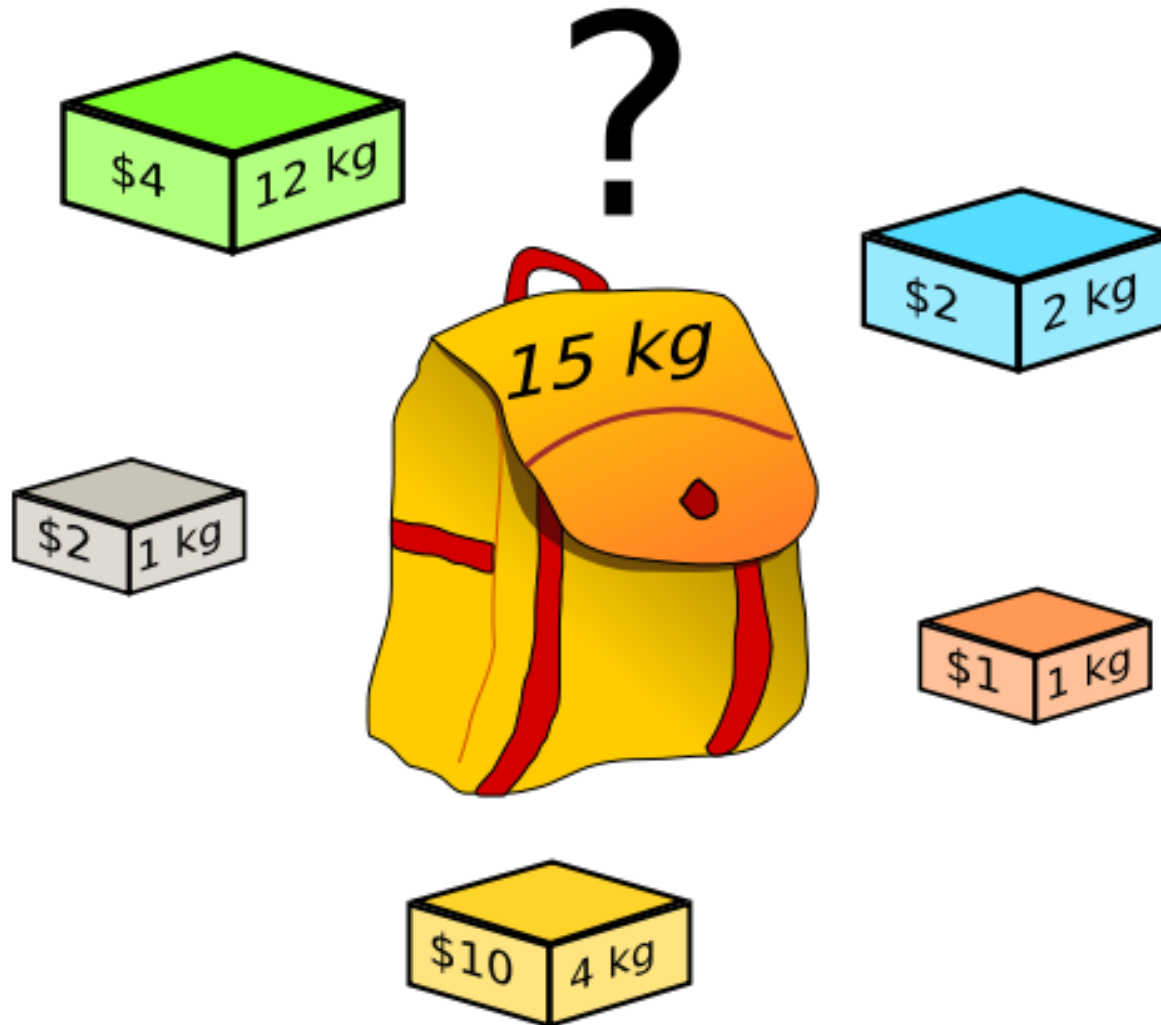


Domino game

- ▶ Consider the game of Domino, composed of two-sided pieces: each side is labeled with a number from 0 to 6. Each combination of number pairs is represented exactly once.
- ▶ Find the longest possible sequence of pieces, such that consecutive pieces have the same value on the adjacent sides.



The Knapsack Problem



The Knapsack Problem

Input: Weight of N items $\{w_1, w_2, \dots, w_n\}$
Cost of N items $\{c_1, c_2, \dots, c_n\}$
Knapsack limit S

Output: Selection for knapsack: $\{x_1, x_2, \dots, x_n\}$
where $x_i \in \{0, 1\}$.

Sample input:

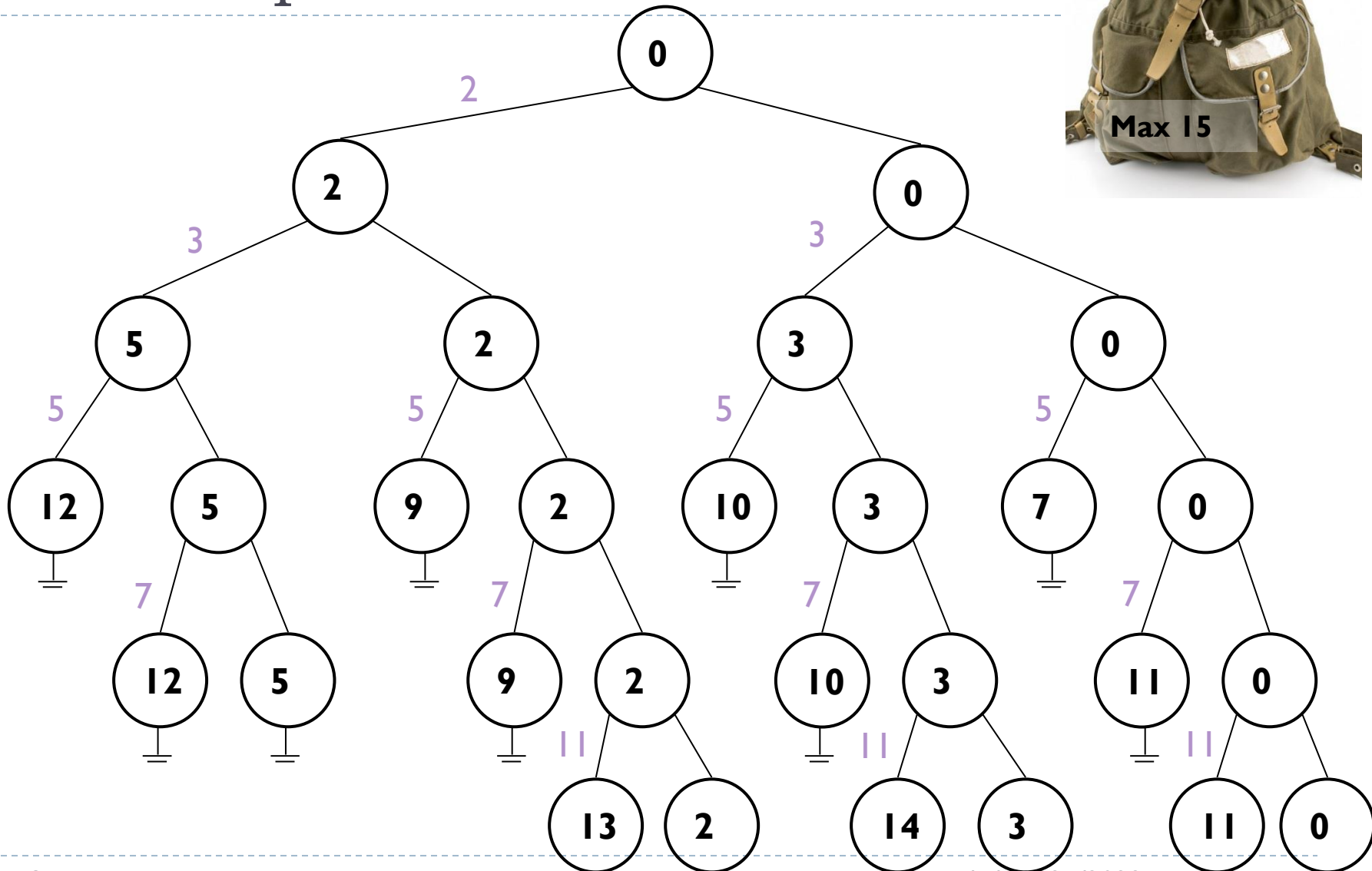
$$w_i = \{1, 1, 2, 4, 12\}$$

$$c_i = \{1, 2, 2, 10, 4\}$$

$$S = 15$$



The Knapsack Problem



Fibonacci Numbers

▶ **Problem:**

- ▶ Compute the N-th Fibonacci Number

▶ **Definition:**

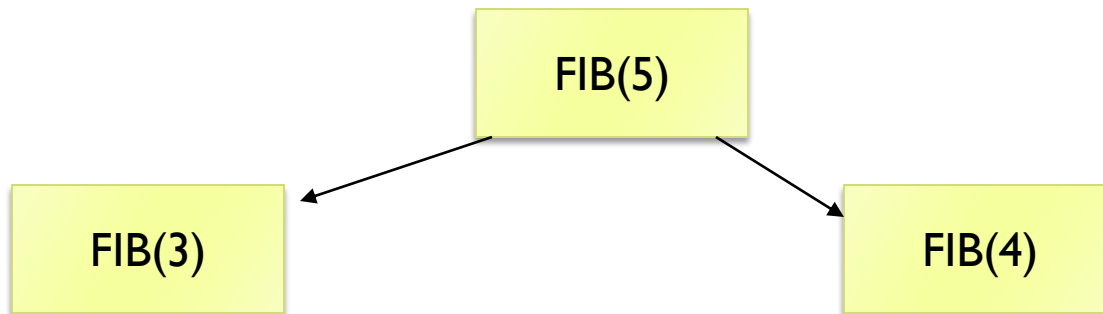
- ▶ $FIB_{N+1} = FIB_N + FIB_{N-1}$ for $N > 0$
- ▶ $FIB_1 = 1$
- ▶ $FIB_0 = 0$

Recursive solution

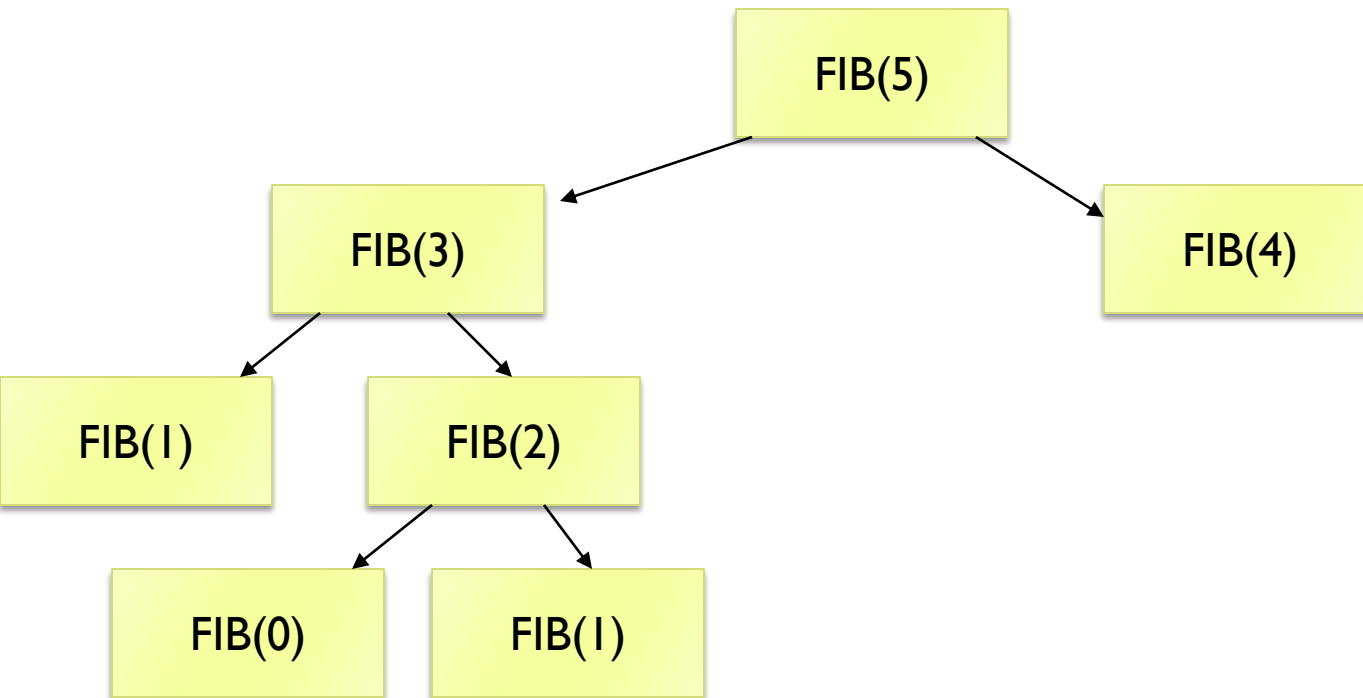
```
public long recursiveFibonacci(long N) {  
    if(N==0)  
        return 0 ;  
    if(N==1)  
        return 1 ;  
  
    long left = recursiveFibonacci(N-1) ;  
    long right = recursiveFibonacci(N-2) ;  
  
    return left + right ;  
}
```

```
Fib(0) = 0  
Fib(1) = 1  
Fib(2) = 1  
Fib(3) = 2  
Fib(4) = 3  
Fib(5) = 5
```

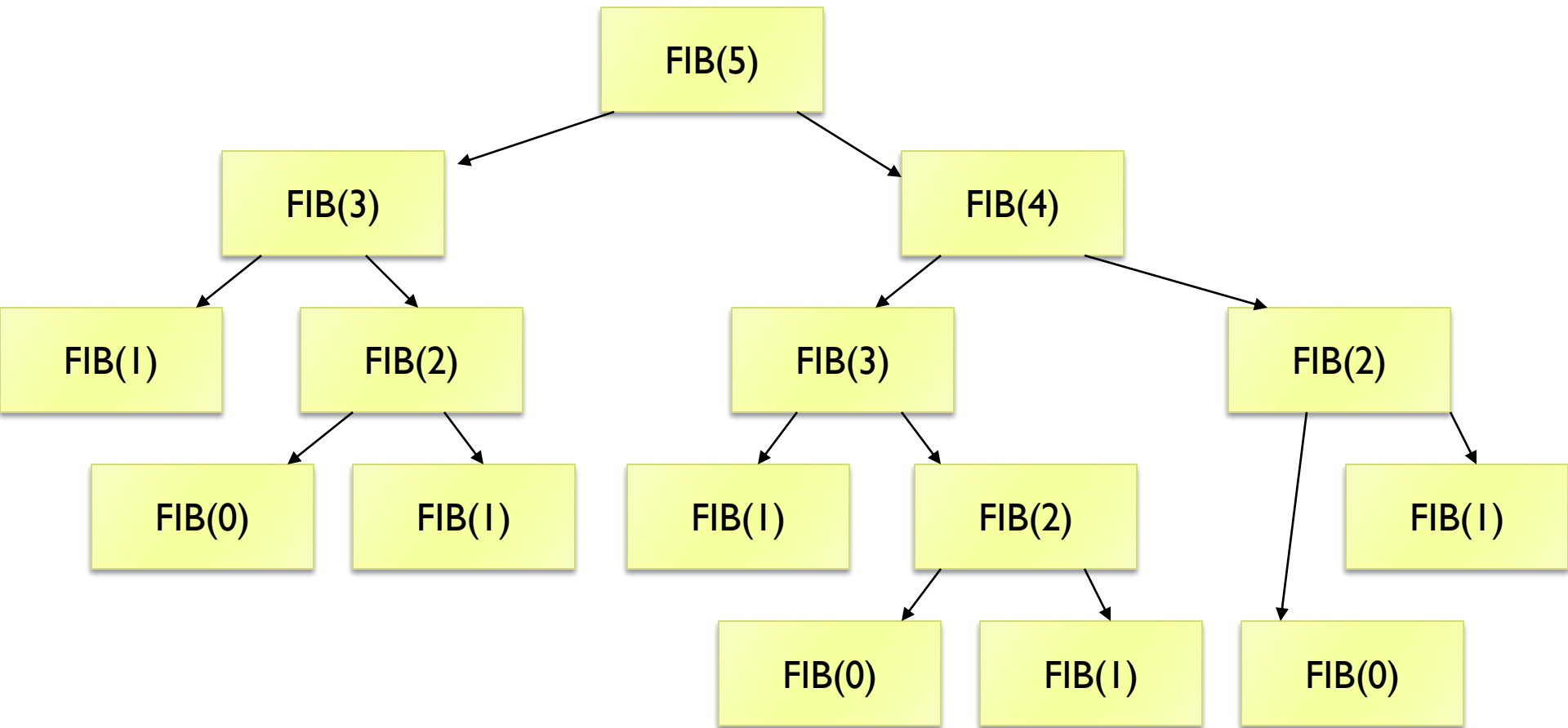
Analysis



Analysis



Analysis



Exercise: Value X

- ▶ When working with Boolean functions, we often use the symbol X , meaning that a given variable may have indifferently the value 0 or 1 .
- ▶ Example: in the OR function, the result is 1 when the inputs are 01 , 10 or 11 . More compactly, if the inputs are $X1$ or $1X$.

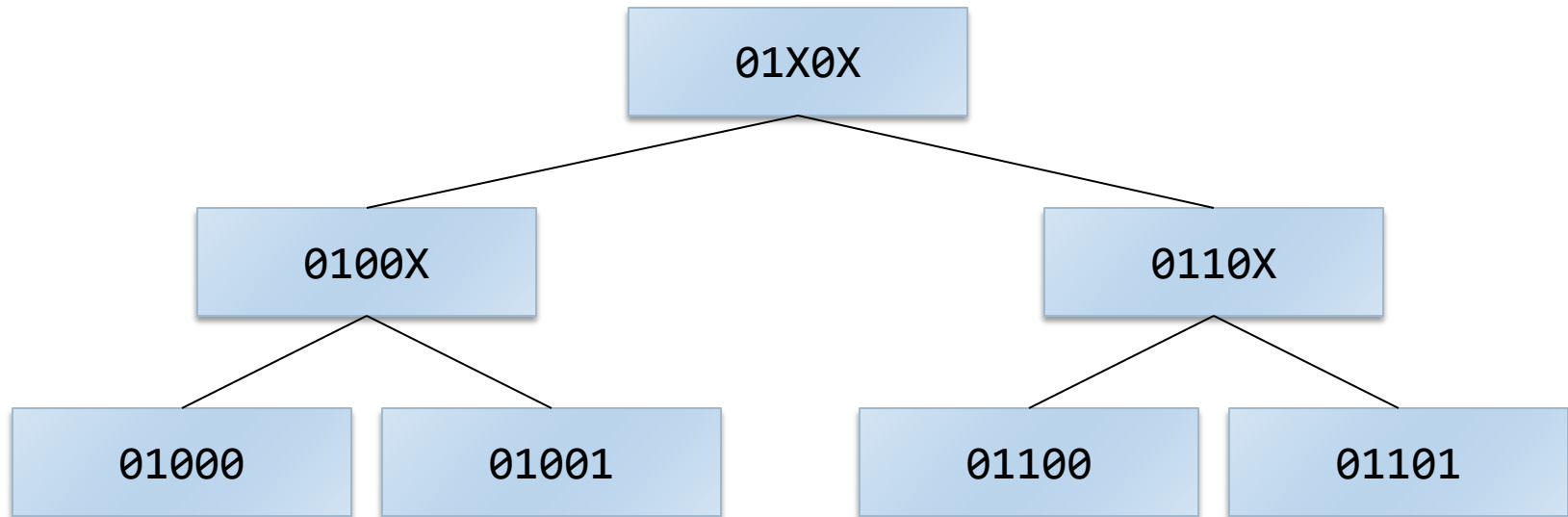
X-Expansion

- ▶ We want to devise an algorithm that, given a binary string that includes characters 0, 1 and X, will compute all the possible combinations implied by the given string.
- ▶ Example: given the string 01X0X, algorithm must compute the following combinations
 - ▶ 01000
 - ▶ 01001
 - ▶ 01100
 - ▶ 01101

Solution

- ▶ We may devise a recursive algorithm that explores the complete 'tree' of possible compatible combinations:
 - ▶ Transforming each X into a \emptyset , and then into a 1
 - ▶ For each transformation, we recursively seek other X in the string
- ▶ The number of final combinations (leaves of the tree) is equal to 2^N , if N is the number of X .
- ▶ The tree height is $N+1$.

Combinations tree



Esercizio: Schedina Totocalcio

CONCORSO
36



COMITATO OLIMPICO
NAZIONALE ITALIANO

Totocalcio
"AL SERVIZIO DELLO SPORT"

con
★

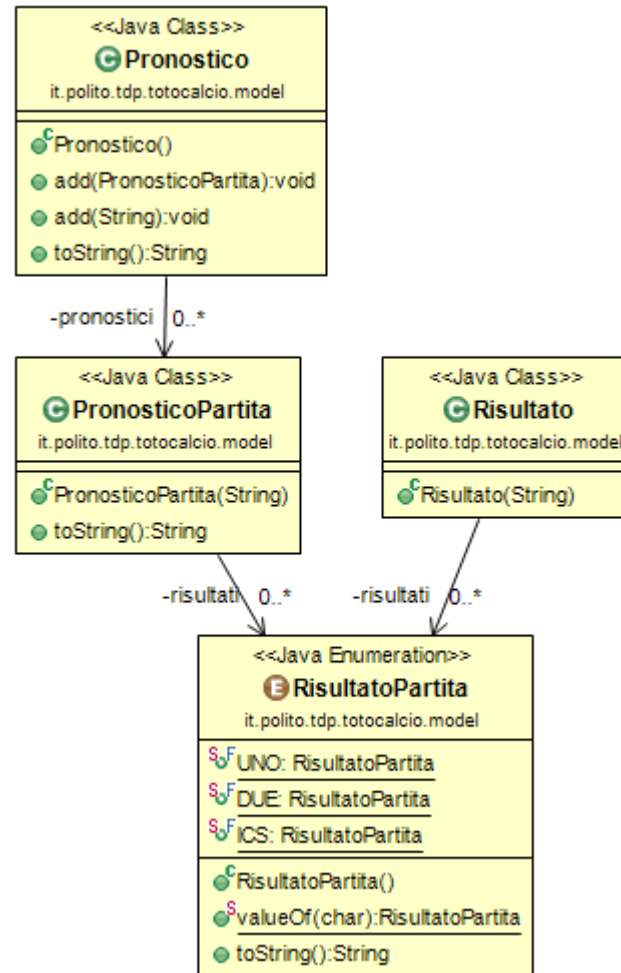

PARTITE DEL 5/5/91		1	2	3	4				
squadra 1 ^a	squadra 2 ^a	1	2	3	4	1	2	3	4
1	Bari Lecce	1 x 2	1 x 2	1 x 2	1 x 2				
2	Bologna Fiorentina	1 x 2	1 x 2	1 x 2	1 x 2				
3	Genoa Cagliari	1 x 2	1 x 2	1 x 2	1 x 2				
4	Inter Sampdoria	1 x 2	1 x 2	1 x 2	1 x 2				
5	Juventus Milan	1 x 2	1 x 2	1 x 2	1 x 2				
6	Napoli Cesena	1 x 2	1 x 2	1 x 2	1 x 2				
7	Parma Torino	1 x 2	1 x 2	1 x 2	1 x 2				
8	Pisa Lazio	1 x 2	1 x 2	1 x 2	1 x 2				
9	Avellino Padova	1 x 2	1 x 2	1 x 2	1 x 2				
10	Foggia Ascoli	1 x 2	1 x 2	1 x 2	1 x 2				
11	Pescara Reggiana	1 x 2	1 x 2	1 x 2	1 x 2				
12	Giarre Siracusa	1 x 2	1 x 2	1 x 2	1 x 2				
13	Cittadella Valdarno	1 x 2	1 x 2	1 x 2	1 x 2				



PARMIGIANO-REGGIANO



Classi



You beat the monster, if the sum of the scores of your squares is exactly 50



8	2	5	5	6	7	3	9
1	2	4	1	9	2	3	1
2	2	5	2	4	7	9	7
8	2	5	6	6	6	3	9
1	2	4	1	2	3	1	9
2	7	1	1	4	7	8	9
2	3	5	3	1	8	9	9
8	2	3	1	6	7	3	9





You must reach the treasure. On each cell, you *must* move of the number of steps indicated in the cell (in any direction).

4	2	5	5	3	7	3	9
1	2	4	1	9	2	3	1
2	2	5	2	4	7	1	3
8	2	5	6	1	1	1	9
1	2	4	1	9	2	3	1
2	7	1	1	4	7	8	2
2	3	5	3	1	8	9	9
8	2	3	1	6	7	3	9



Exercise: Binomial Coefficient

- ▶ Compute the Binomial Coefficient $\binom{n}{m}$ exploiting the recurrence relations (derived from Tartaglia's triangle):

$$\left\{ \begin{array}{l} \binom{n}{m} = \binom{n-1}{m-1} + \binom{n-1}{m} \\ \binom{n}{n} = \binom{n}{0} = 1 \\ 0 \leq n, \quad 0 \leq m \leq n \end{array} \right.$$

Exercise: Determinant

- ▶ Compute the determinant of a square matrix
- ▶ Remind that:
 - ▶ $\det(M_{1 \times 1}) = m_{1,1}$
 - ▶ $\det(M_{N \times N}) =$ sum of the products of all elements of a row (or column), times the determinants of the $(N-1) \times (N-1)$ submatrices obtained by deleting the row and column containing the multiplying element, with alternating signs $(-1)^{i+j}$.

$$\det(A) = \sum_{j=1}^n (-1)^{i+j} a_{i,j} M_{i,j} = \sum_{i=1}^n (-1)^{i+j} a_{i,j} M_{i,j}.$$

Laplace's Formula, at

<http://en.wikipedia.org/wiki/Determinant>

Recursion and iteration

- ▶ Every **recursive** program can **always** be implemented in an **iterative** manner
- ▶ The best solution, in terms of efficiency and code clarity, depends on the problem

Example: Factorial (iterative)

$$\left\{ \begin{array}{l} 0! \stackrel{\text{def}}{=} 1 \\ \forall N \geq 1: \\ N! \stackrel{\text{def}}{=} N \times (N-1)! \end{array} \right.$$

```
public long iterativeFactorial(long N)
{
    long result = 1 ;

    for (long i=2; i<=N; i++)
        result = result * i ;

    return result ;
}
```

Fibonacci (iterative)

```
public long iterativeFibonacci(long N) {
    if(N==0) return 0 ;
    if(N==1) return 1 ;

    // now we know that N >= 2
    long i = 2 ;
    long fib1 = 1 ; // fib(N-1)
    long fib2 = 0 ; // fib(N-1)

    while( i<=N ) {
        long fib = fib1 + fib2 ;
        fib2 = fib1 ;
        fib1 = fib ;
        i++ ;
    }

    return fib1 ;
}
```

Example: dichotomic search

▶ Problem

- ▶ Determine whether an element x is **present** inside an ordered **vector** $v[N]$

▶ Approach

- ▶ Divide the vector in two halves
- ▶ Compare the middle element with x
- ▶ Reapply the problem over one of the two halves (left or right, depending on the comparison result)
- ▶ The other half may be ignored, since the vector is ordered

Example

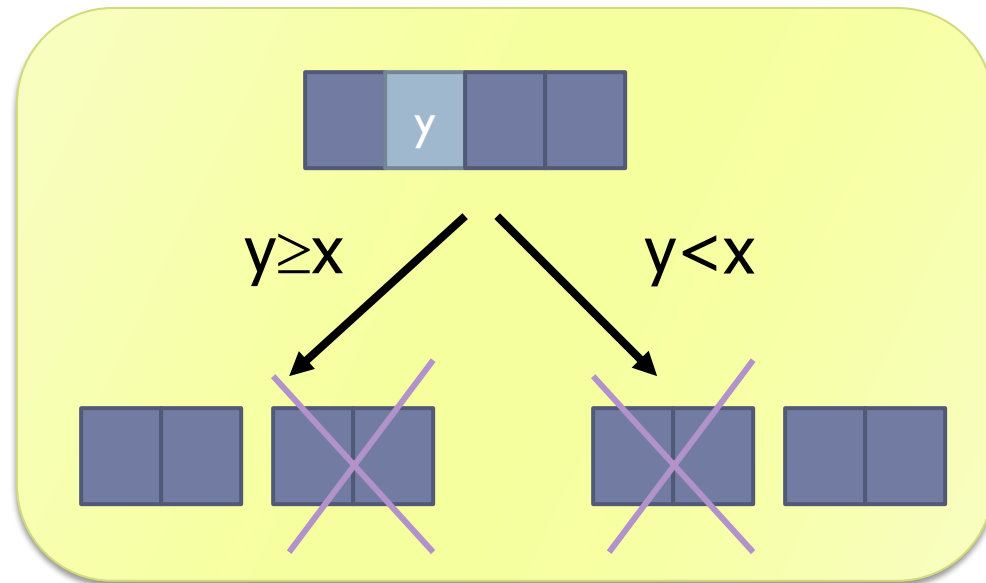

v

1	3	4	6	8	9	11	12
---	---	---	---	---	---	----	----

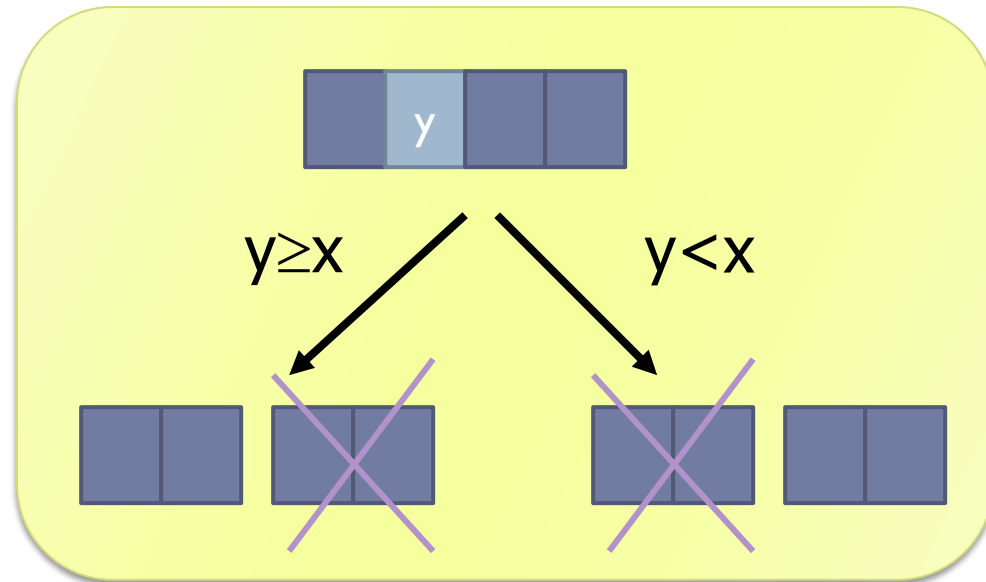
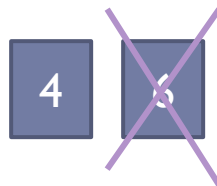
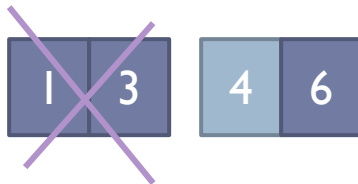
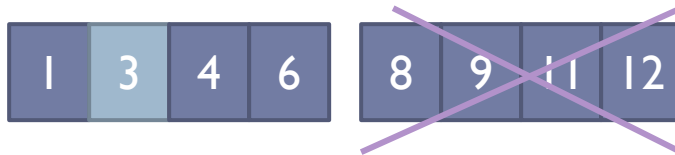

x

4

Example



Example



Solution

```
public int find(int[] v, int a, int b, int x)
{
    if(b-a == 0) { // trivial case
        if(v[a]==x) return a ; // found
        else return -1 ;      // not found
    }

    int c = (a+b) / 2 ; // splitting point
    if(v[c] >= x)
        return find(v, a, c, x) ;
    else return find(v, c+1, b, x) ;
}
```

Solution

```
public int find(int v, int a, int b, int x)
{
    if(b-a < 2)
        return v[a];

    int c = (a+b) / 2; // fitting point
    if(v[c] >= x)
        return find(v, a, c, x) ;
    else return find(v, c+1, b, x) ;
}
```

Beware of integer-arithmetic approximations!

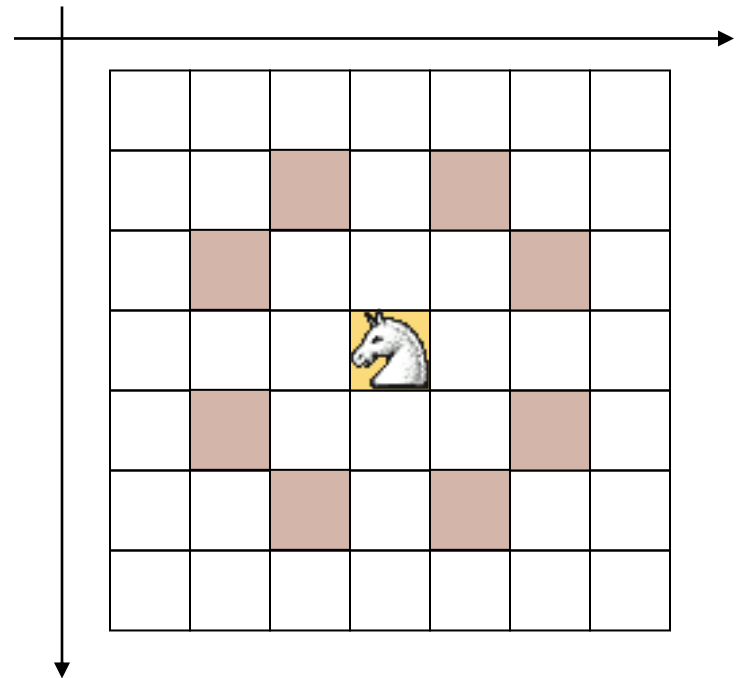
Dichotomic search (iterative)

```
public int findIterative(int[] v, int x) {
    int a = 0 ;
    int b = v.length-1 ;

    while( a != b ) {
        int c = (a + b) / 2; // middle point
        if (v[c] >= x) {
            // v[c] is too large -> search left
            b = c ;
        } else {
            // v[c] is too small -> search right
            a = c+1 ;
        }
    }
    if (v[a] == x)
        return a;
    else
        return -1;
}
```

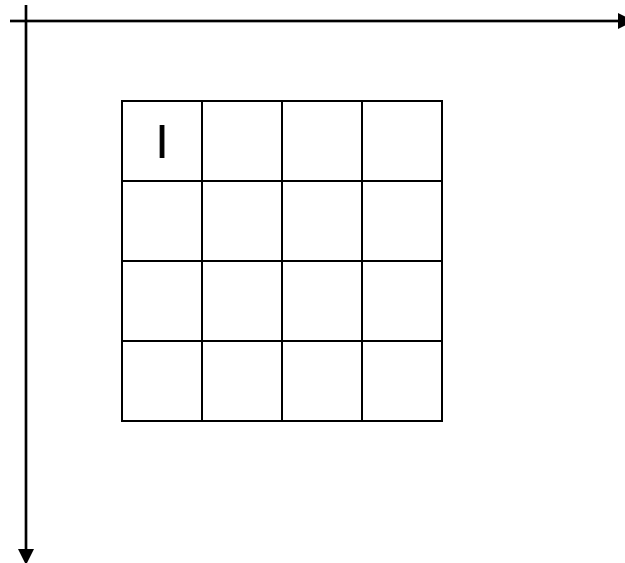

Knight's tour

- ▶ Consider a $N \times N$ chessboard, with the Knight moving according to Chess rules
 - ▶ The Knight may move in 8 different cells
- ▶ We want to find a **sequence** of moves for the Knight where
 - ▶ **All** cells in the chessboard are visited
 - ▶ Each cell is touched exactly **once**
- ▶ The starting point is arbitrary



Analysis

► Assume $N=4$



Move 1

I			

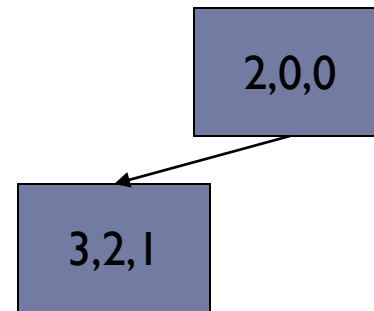
Level of the next move
to try

2,0,0

Coordinates of the last
move

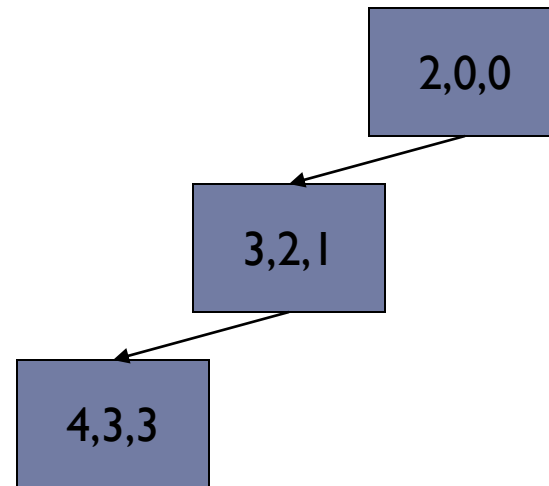
Move 2

1			
	2		



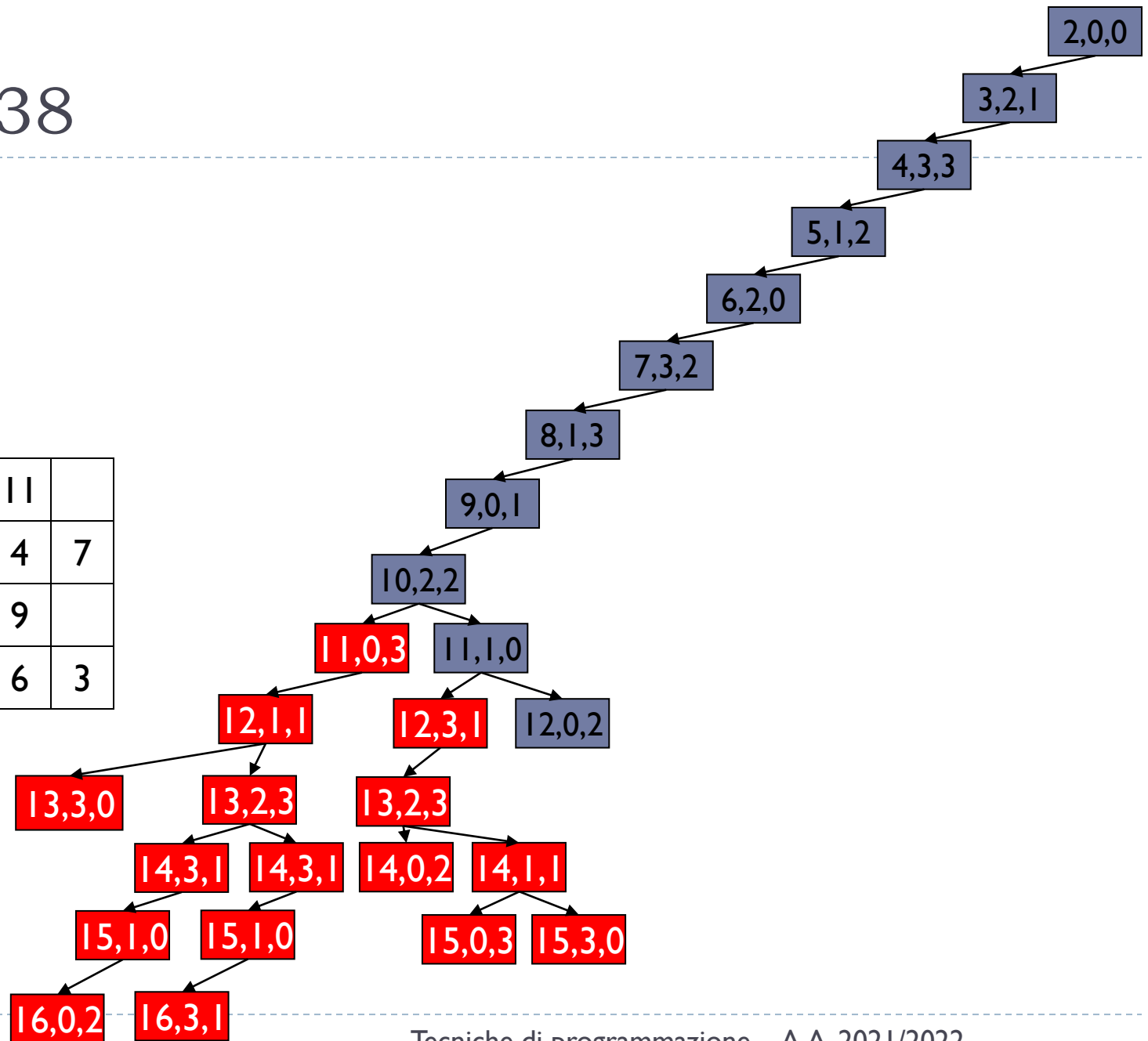
Move 3

1			
	2		
			3



Move 38

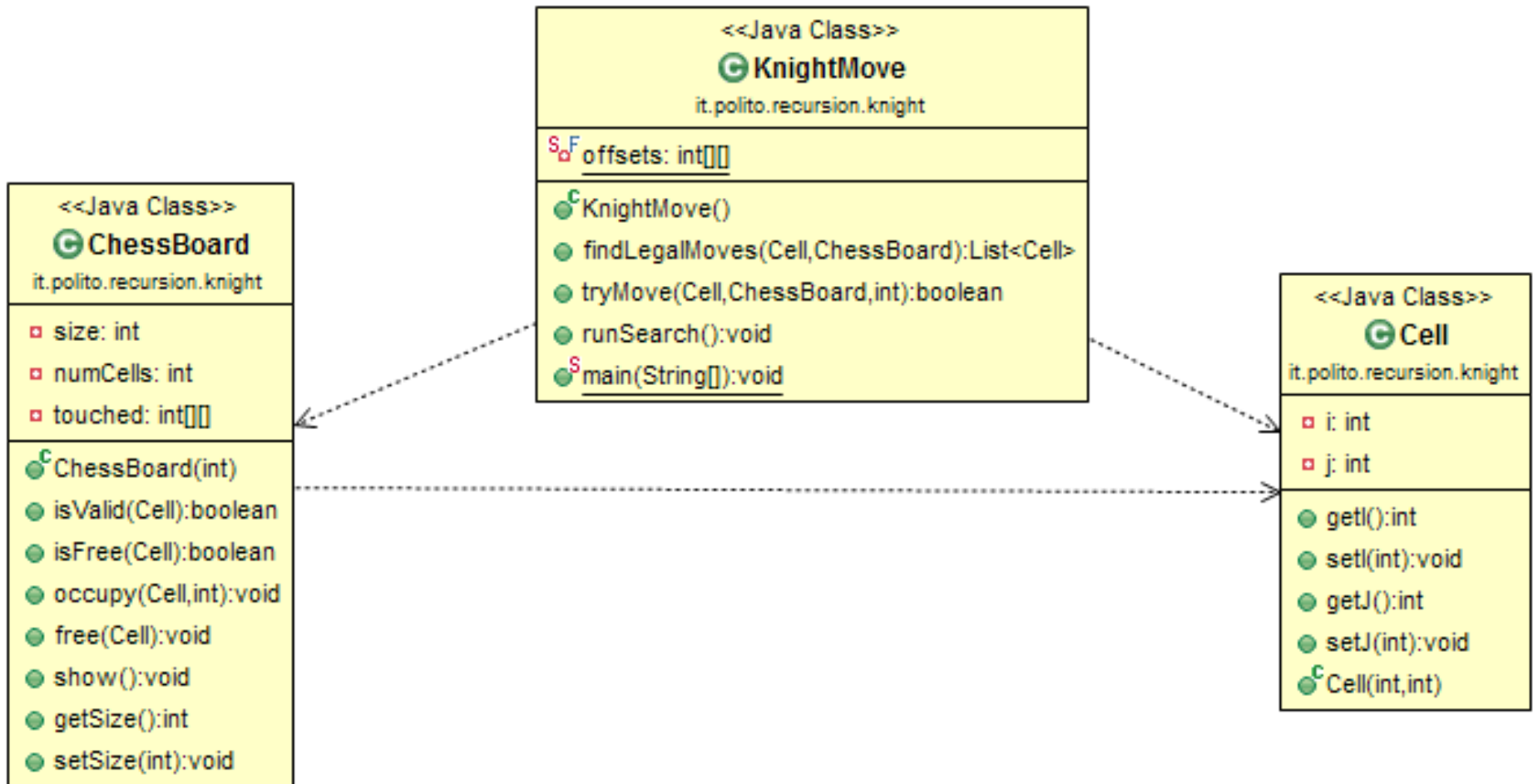
1	8	11	
10		4	7
5	2	9	
		6	3



Complexity


- ▶ The number of possible moves, at each step, is at most 8.
- ▶ The number of steps is N^2 .
- ▶ The solution tree has a number of nodes $\leq 8^{N^2}$.
- ▶ In the worst case
 - ▶ The solution is in the right-most leaf of the solution tree
 - ▶ The tree is complete
- ▶ The number of recursive calls, in the worst case, is therefore $\Theta(8^{N^2})$.

Implementation








Resources

- ▶ Algorithms in a Nutshell, By George T. Heineman, Gary Pollice, Stanley Selkow, O'Reilly Media



Licenza d'uso



- ▶ Queste diapositive sono distribuite con licenza Creative Commons “Attribuzione - Non commerciale - Condividi allo stesso modo (CC BY-NC-SA)”
- ▶ Sei libero:
 - ▶ di riprodurre, distribuire, comunicare al pubblico, esporre in pubblico, rappresentare, eseguire e recitare quest'opera 
 - ▶ di modificare quest'opera 
- ▶ Alle seguenti condizioni:
 - ▶ **Attribuzione** — Devi attribuire la paternità dell'opera agli autori originali e in modo tale da non suggerire che essi avallino te o il modo in cui tu usi l'opera. 
 - ▶ **Non commerciale** — Non puoi usare quest'opera per fini commerciali. 
 - ▶ **Condividi allo stesso modo** — Se alteri o trasformi quest'opera, o se la usi per crearne un'altra, puoi distribuire l'opera risultante solo con una licenza identica o equivalente a questa. 
- ▶ <http://creativecommons.org/licenses/by-nc-sa/3.0/>